

スイス時計輸入の推移 : Import of Swiss Watches to Japan

Table 1	スイスから日本への輸入(数量・金額) : Import from Switzerland into Japan (Quantity / Value)
Table 2	腕時計とムーブメントの輸入(数量・金額) : Import of Wrist Watch & Movement (Quantity / Value)
Table 3	腕時計(a)(b)別輸入(数量・金額) : Import of Wrist Watch by (a)(b)(Quantity / Value)
Table 4	腕時計機種別輸入(数量・金額) : Import of Wrist Watch by Type (Quantity / Value)
Table 5	機種別、(a)(b)別輸入(数量) : Import of Wrist Watch by Type and by (a)(b)(Quantity)
Table 6	機種別、(a)(b)別輸入(金額) : Import of Wrist Watch by Type and by (a)(b)(Value)
Table 7	平均輸入単価 : Average of Unit Price

February 2024

資料: 財務省日本貿易統計 Source: Ministry of Finance Japan

作成: スイス時計協会 FH By FH-Tokyo

Imports of Swiss Watch : スイスから日本への輸入統計

QUANTITY : 数量 (PCS)	2017	2018	2019	2020	2021	2022	2023 *
GRAND TOTAL	1,453,401	1,378,755	1,368,800	791,286	777,095	820,903	883,582
WRIST WATCH	1,287,639	1,197,785	1,201,797	635,090	629,443	699,835	762,514
MOVEMENT	165,762	180,970	167,003	156,196	147,652	121,068	121,068
TOTAL QUARTZ	991,088	903,011	855,225	464,343	439,942	458,348	500,570
WRIST WATCH	859,599	761,301	724,193	342,419	326,403	358,232	400,454
MOVEMENT	131,489	141,710	131,032	121,924	113,539	100,116	100,116
-) ANALOG	980,012	893,860	838,456	459,223	435,926	448,671	496,469
WRIST WATCH	849,120	752,269	707,702	337,322	322,592	348,647	396,445
MOVEMENT	130,892	141,591	130,754	121,901	113,334	100,024	100,024
-) LED/LCD	9,282	4,015	11,953	3,110	1,795	1,904	1,141
WRIST WATCH	9,282	4,015	11,918	3,110	1,615	1,891	1,128
MOVEMENT	0	0	35	0	180	13	13
-) OTHER QUARTZ	1,794	5,136	4,816	2,010	2,221	7,773	2,960
WRIST WATCH	1,197	5,017	4,573	1,987	2,196	7,694	2,881
MOVEMENT	597	119	243	23	25	79	79
TOTAL MECHANICAL	462,313	475,744	513,575	326,943	337,153	362,555	383,012
WRIST WATCH	428,040	436,484	477,604	292,671	303,040	341,603	362,060
MOVEMENT	34,273	39,260	35,971	34,272	34,113	20,952	20,952
-) SELFWINDING	434,845	445,694	475,092	309,362	315,837	343,342	363,259
WRIST WATCH	401,543	407,512	440,105	276,174	283,071	323,654	343,571
MOVEMENT	33,302	38,182	34,987	33,188	32,766	19,688	19,688
-) OTHERS	27,468	30,050	38,483	17,581	21,316	19,213	19,753
WRIST WATCH	26,497	28,972	37,499	16,497	19,969	17,949	18,489
MOVEMENT	971	1,078	984	1,084	1,347	1,264	1,264

VALUE : 金額 (¥1,000)	2017	2018	2019	2020	2021	2022	2023 *
GRAND TOTAL	211,909,673	220,327,838	246,631,431	179,814,263	214,417,803	284,883,667	356,326,760
WRIST WATCH	210,041,467	218,279,652	244,759,365	177,964,638	212,537,172	282,709,772	354,152,865
MOVEMENT	1,868,206	2,048,186	1,872,066	1,849,625	1,880,631	2,173,895	2,173,895
TOTAL QUARTZ	47,118,624	46,225,128	48,983,830	30,296,562	33,385,744	46,921,214	52,449,734
WRIST WATCH	46,318,575	45,438,791	48,176,064	29,604,721	32,637,053	45,972,547	51,501,067
MOVEMENT	800,049	786,337	807,766	691,841	748,691	948,667	948,667
-) ANALOG	46,918,606	46,039,316	48,837,218	30,114,639	33,229,251	46,530,827	52,125,531
WRIST WATCH	46,125,402	45,253,517	48,031,434	29,423,042	32,481,156	45,585,132	51,179,836
MOVEMENT	793,204	785,799	805,784	691,597	748,095	945,695	945,695
-) LED/LCD	115,942	49,754	67,820	73,541	43,236	153,155	37,560
WRIST WATCH	115,942	49,754	67,410	73,541	42,900	150,663	35,068
MOVEMENT	0	0	410	0	336	2,492	2,492
-) OTHER QUARTZ	84,076	136,058	78,792	108,382	113,257	237,232	286,643
WRIST WATCH	77,231	135,520	77,220	108,138	112,997	236,752	286,163
MOVEMENT	6,845	538	1,572	244	260	480	480
TOTAL MECHANICAL	164,791,049	174,102,710	197,647,601	149,517,701	181,032,059	237,962,453	303,877,026
WRIST WATCH	163,722,892	172,840,861	196,583,301	148,359,917	179,900,119	236,737,225	302,651,798
MOVEMENT	1,068,157	1,261,849	1,064,300	1,157,784	1,131,940	1,225,228	1,225,228
-) SELFWINDING	141,750,042	150,691,961	170,045,132	132,640,157	157,795,470	210,372,897	268,951,532
WRIST WATCH	140,732,515	149,494,505	169,027,013	131,513,949	156,711,206	209,215,058	267,793,693
MOVEMENT	1,017,527	1,197,456	1,018,119	1,126,208	1,084,264	1,157,839	1,157,839
-) OTHERS	23,041,007	23,410,749	27,602,469	16,877,544	23,236,589	27,589,556	34,925,494
WRIST WATCH	22,990,377	23,346,356	27,556,288	16,845,968	23,188,913	27,522,167	34,858,105
MOVEMENT	50,630	64,393	46,181	31,576	47,676	67,389	67,389

NOTE : The above Wrist Watch does not include Pocket & Stopwatch. 懐中時計、ストップウォッチは含まず。

* Figures for 2023 are based on the provisional data. 2023年に関しては速報値を基に作成。

SOURCE : MINISTRY OF FINANCE JAPAN 財務省貿易統計

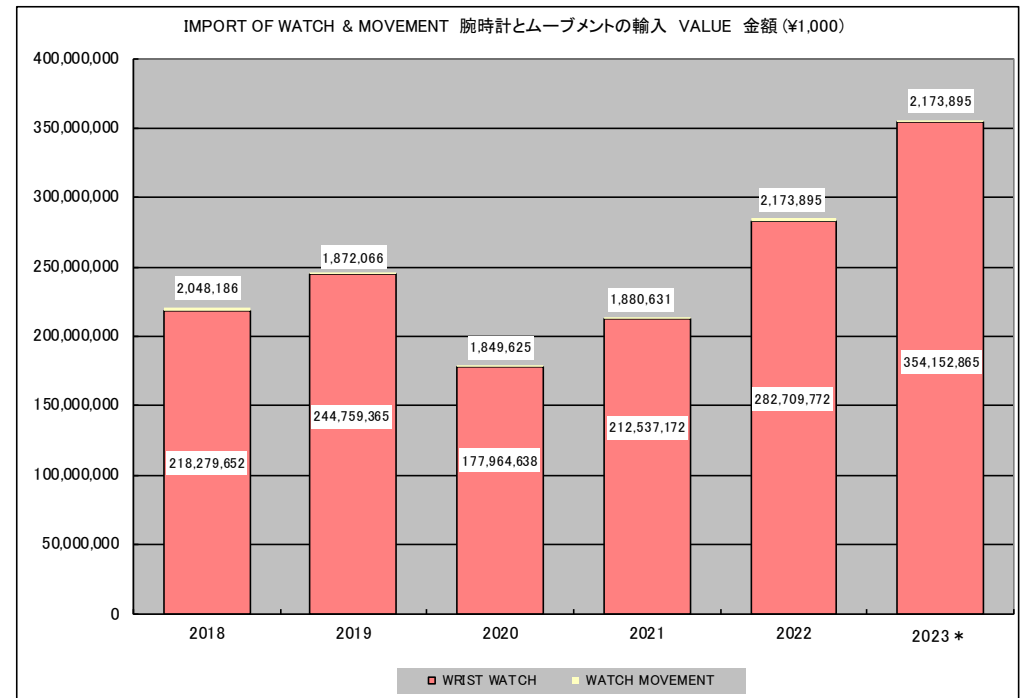
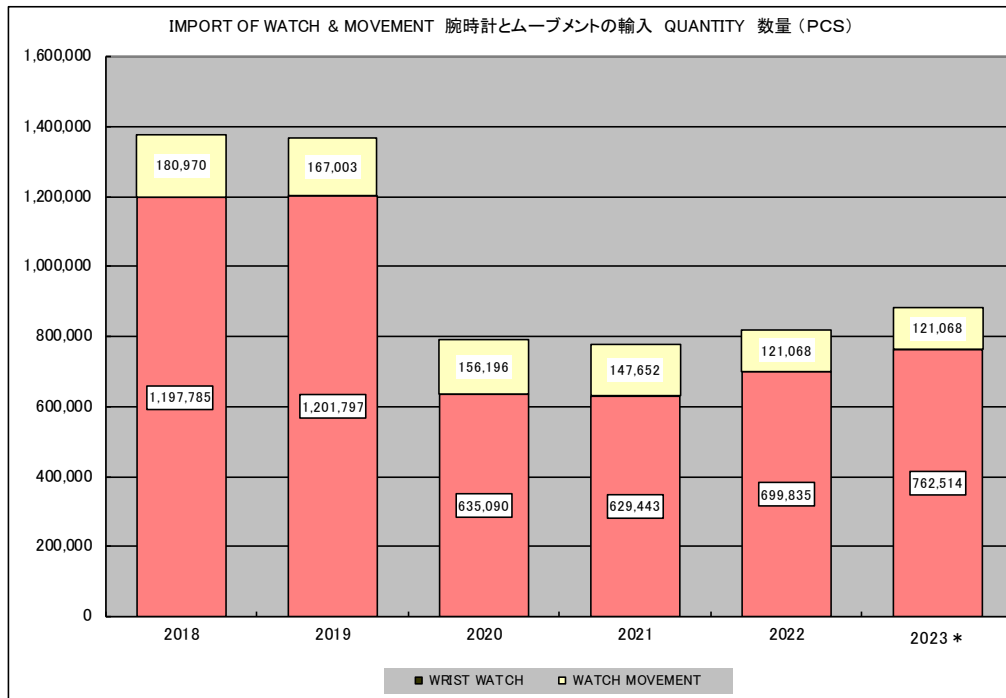
IMPORT OF WRIST WATCH & MOVEMENT : 腕時計とムーブメントの輸入

QUANTITY 数量 (PCS) VALUE 金額 (¥1,000)

	2018		2019		2020		2021		2022		2023 *	
	QUANTITY	VALUE	QUANTITY	VALUE	QUANTITY	VALUE	QUANTITY	VALUE	QUANTITY	VALUE	QUANTITY	VALUE
WRIST WATCH	1,197,785	218,279,652	1,201,797	244,759,365	635,090	177,964,638	629,443	212,537,172	699,835	282,709,772	762,514	354,152,865
WATCH MOVEMENT	180,970	2,048,186	167,003	1,872,066	156,196	1,849,625	147,652	1,880,631	121,068	2,173,895	121,068	2,173,895
GRAND TOTAL	1,378,755	220,327,838	1,368,800	246,631,431	791,286	179,814,263	777,095	214,417,803	820,903	284,883,667	883,582	356,326,760

NOTE : Wrist Watch does not include Pocket & Stopwatch. 懐中時計、ストップウォッチは含まず。

* Figures for 2023 are based on the provisional data. 2023年に関しては速報値を基に作成。



IMPORT OF WRIST WATCH BY (a) (b) 腕時計 (a) (b)別輸入

QUANTITY 数量 (PCS) VALUE 金額 (¥1,000)

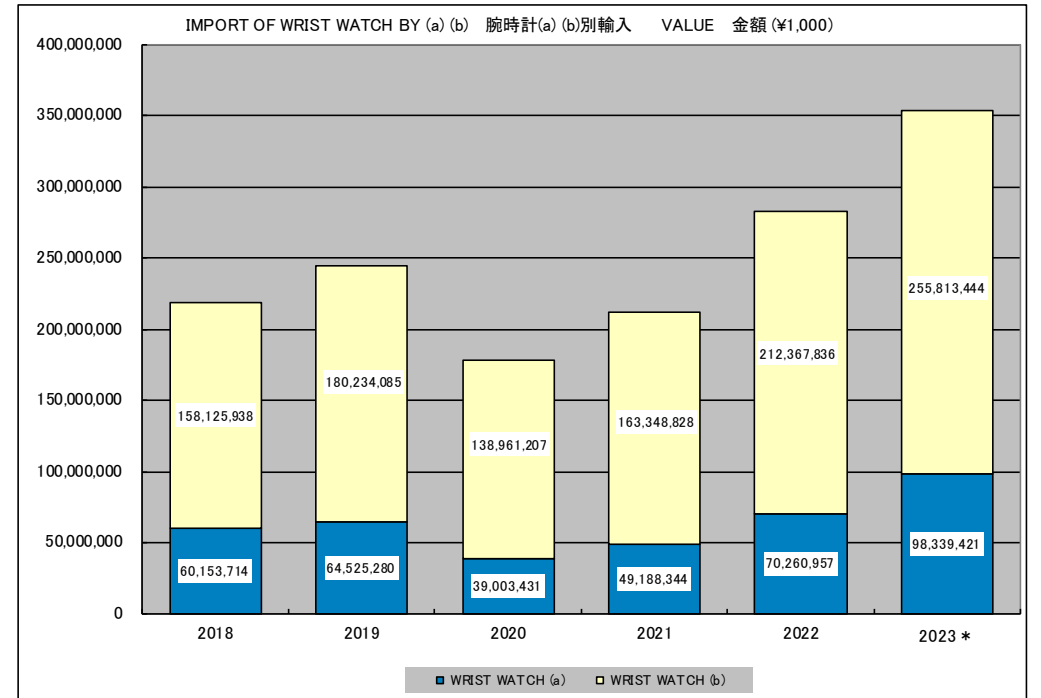
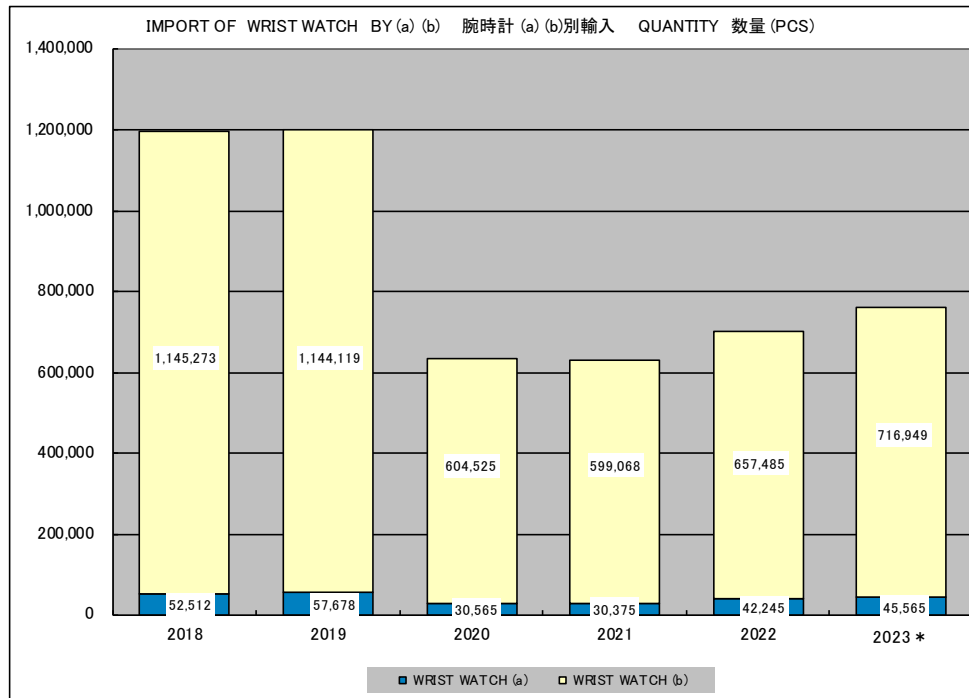
	2018		2019		2020		2021		2022		2023 *	
	QUANTITY	VALUE	QUANTITY	VALUE	QUANTITY	VALUE	QUANTITY	VALUE	QUANTITY	VALUE	QUANTITY	VALUE
WRIST WATCH (a)	52,512	60,153,714	57,678	64,525,280	30,565	39,003,431	30,375	49,188,344	42,245	70,260,957	45,565	98,339,421
WRIST WATCH (b)	1,145,273	158,125,938	1,144,119	180,234,085	604,525	138,961,207	599,068	163,348,828	657,485	212,367,836	716,949	255,813,444
TOTAL WRIST WATCH (a)+(b)	1,197,785	218,279,652	1,201,797	244,759,365	635,090	177,964,638	629,443	212,537,172	699,730	282,628,793	762,514	354,152,865

NOTE : Wrist Watch does not include Pocket & Stopwatch. 懐中時計、ストップウォッチは含まず。

* Figures for 2023 are based on the provisional data. 2023年に関しては速報値を基に作成。

Watch (a) = with case of precious metal or of metal clad with precious metal. ケースに貴金属又は貴金属を張った金属を使用したもの。(金、プラチナ等の貴金属又はメッキ加工を施したもの等)

Watch (b) = without case of precious metal or of metal clad with precious metal. ケースに貴金属又は貴金属を張った金属を使用しないもの。(ステンレス・スチール、チタニウム、アルミニウム等)

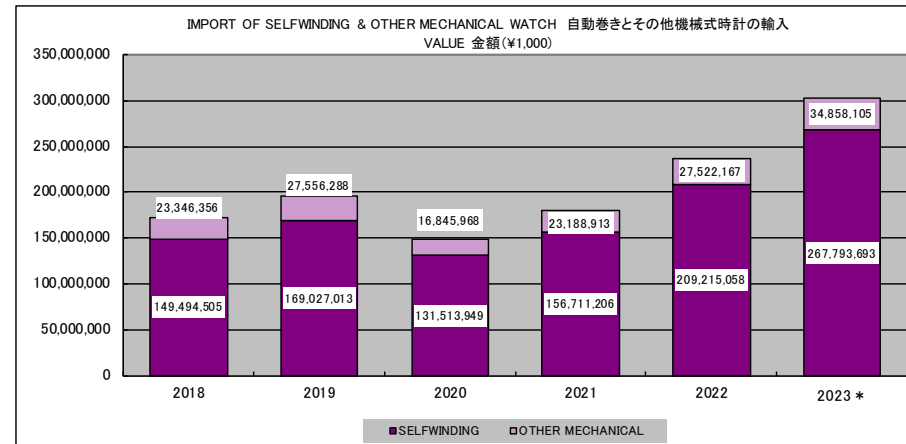
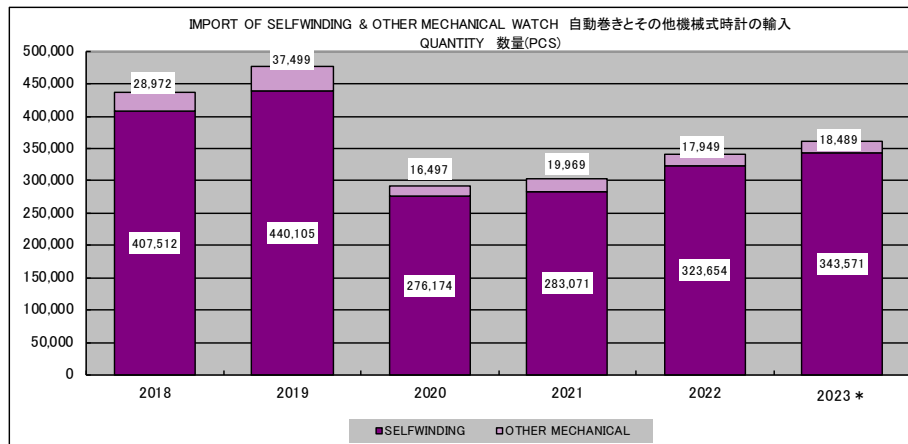
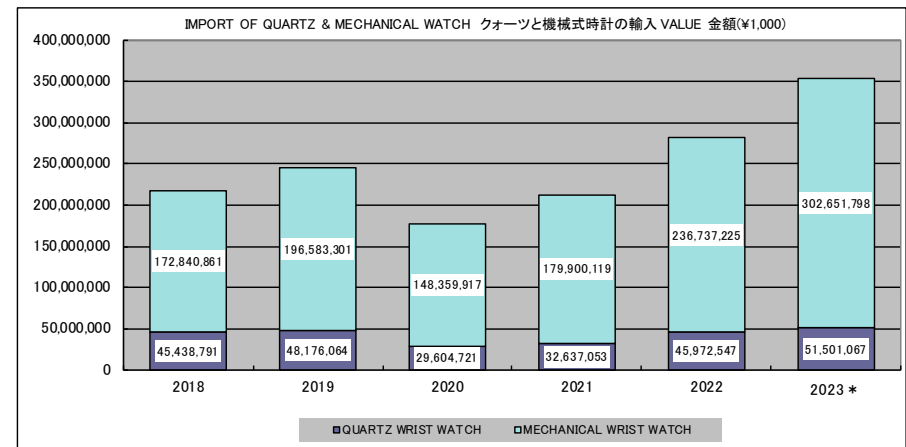
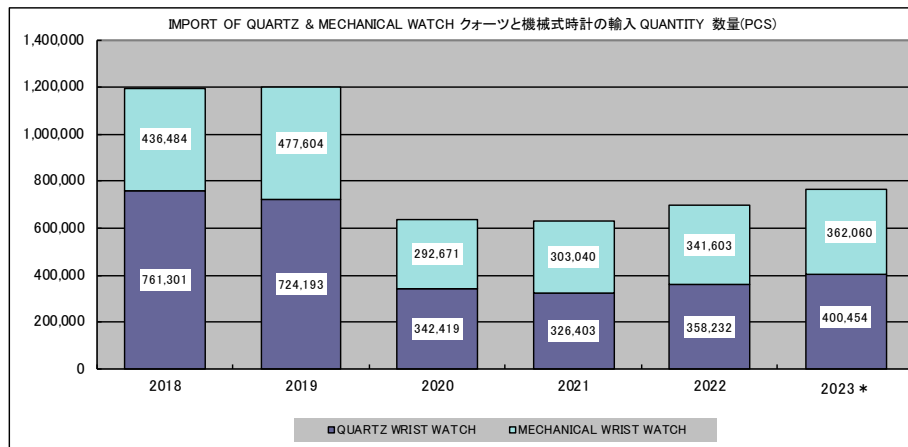


IMPORT OF WRIST WATCH BY TYPE : 腕時計機種別輸入

QUANTITY 数量 (PCS) VALUE 金額 (¥1,000)

	2018		2019		2020		2021		2022		2023 *	
	QUANTITY	VALUE	QUANTITY	VALUE	QUANTITY	VALUE	QUANTITY	VALUE	QUANTITY	VALUE	QUANTITY	VALUE
QUARTZ WRIST WATCH	761,301	45,438,791	724,193	48,176,064	342,419	29,604,721	326,403	32,637,053	358,232	45,972,547	400,454	51,501,067
ANALOG	752,269	45,253,517	707,702	48,031,434	337,322	29,423,042	322,592	32,481,156	348,647	45,585,132	396,445	51,179,836
LED/LCD	4,015	49,754	11,918	67,410	3,110	73,541	1,615	42,900	1,891	150,663	1,128	35,068
OTHER QUARTZ	5,017	135,520	4,573	77,220	1,987	108,138	2,196	112,997	7,694	236,752	2,881	286,163
MECHANICAL WRIST WATCH	436,484	172,840,861	477,604	196,583,301	292,671	148,359,917	303,040	179,900,119	341,603	236,737,225	362,060	302,651,798
SELFWINDING	407,512	149,494,505	440,105	169,027,013	276,174	131,513,949	283,071	156,711,206	323,654	209,215,058	343,571	267,793,693
OTHER MECHANICAL	28,972	23,346,356	37,499	27,556,288	16,497	16,845,968	19,969	23,188,913	17,949	27,522,167	18,489	34,858,105
TOTAL WRIST WATCH	1,197,785	218,279,652	1,201,797	244,759,365	635,090	177,964,638	629,443	212,537,172	699,835	282,709,772	762,514	354,152,865

NOTE : Wrist Watch does not include Pocket & Stopwatch. 懐中時計、ストップウォッチは含まず。
 * Figures for 2023 are based on the provisional data. 2023年に関しては速報値を基に作成。



IMPORT OF WRIST WATCH BY TYPE AND BY (a) (b) 機種別、(a) (b) 別輸入

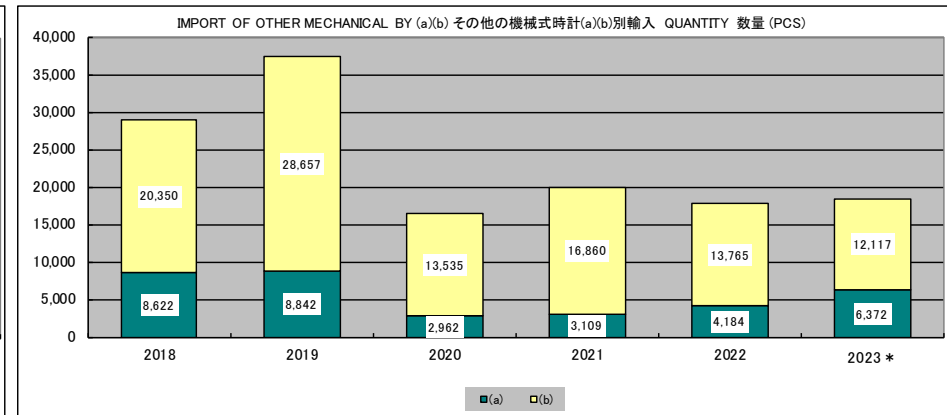
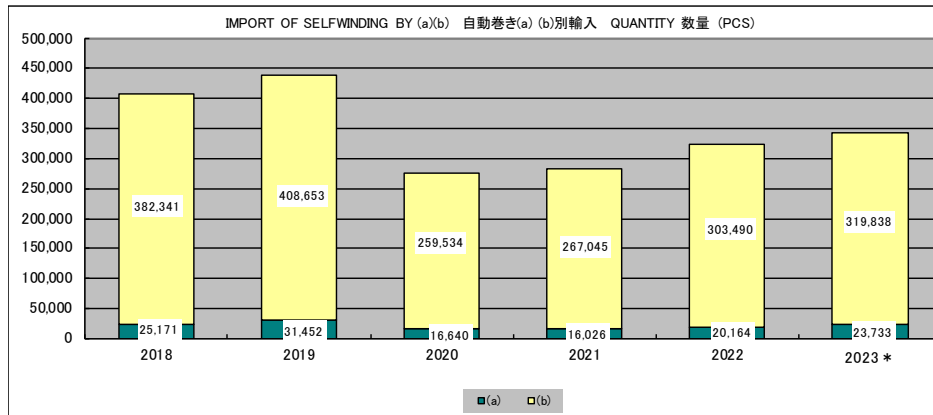
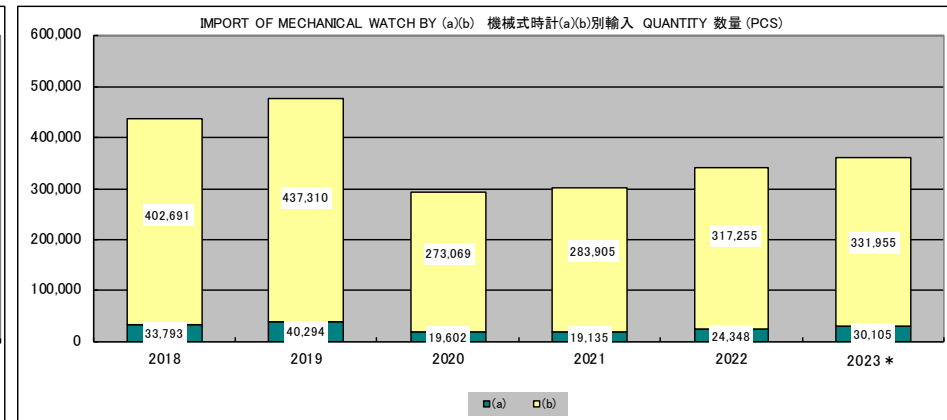
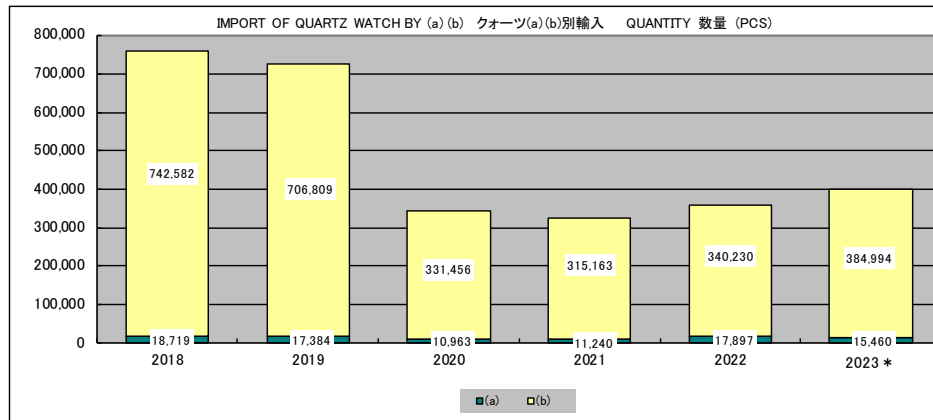
QUANTITY 数量 (PCS)

QUANTITY 数量	2018	2019	2020	2021	2022	2023 *
TOTAL QUARTZ WATCH	761,301	724,193	342,419	326,403	358,127	400,454
QUARTZ (a)	18,719	17,384	10,963	11,240	17,897	15,460
QUARTZ (b)	742,582	706,809	331,456	315,163	340,230	384,994
TOTAL MECHANICAL WATCH	436,484	477,604	292,671	303,040	341,603	362,060
MECHANICAL WATCH (a)	33,793	40,294	19,602	19,135	24,348	30,105
MECHANICAL WATCH (b)	402,691	437,310	273,069	283,905	317,255	331,955
-) TOTAL SELFWINDING	407,512	440,105	276,174	283,071	323,654	343,571
SELFWINDING (a)	25,171	31,452	16,640	16,026	20,164	23,733
SELFWINDING (b)	382,341	408,653	259,534	267,045	303,490	319,838
-) TOTAL OTHER MECHANICAL	28,972	37,499	16,497	19,969	17,949	18,489
OTHER MECHANICAL (a)	8,622	8,842	2,962	3,109	4,184	6,372
OTHER MECHANICAL (b)	20,350	28,657	13,535	16,860	13,765	12,117
TOTAL WRIST WATCH	1,197,785	1,201,797	635,090	629,443	699,730	762,514

* Figures for 2023 are based on the provisional data.
2023年に関しては速報値を基に作成。

Wrist Watch does not include Pocket & Stopwatch.
懐中時計、ストップウォッチは含まず

Watch (a) = with case of precious metal or of metal clad with precious metal.
ケースに貴金属又は貴金属を張った金属を使用したもの
(金、プラチナ等の貴金属又はメッキ加工を施したもの等)
Watch (b) = without case of precious metal or of metal clad with precious metal.
ケースに貴金属又は貴金属を張った金属を使用していないもの
(ステンレス・スチール、チタニウム、アルミニウム等)



IMPORT OF WRIST WATCH BY TYPE AND BY (a) (b) 機種別、(a) (b) 別輸入

VALUE 金額 (¥1,000)

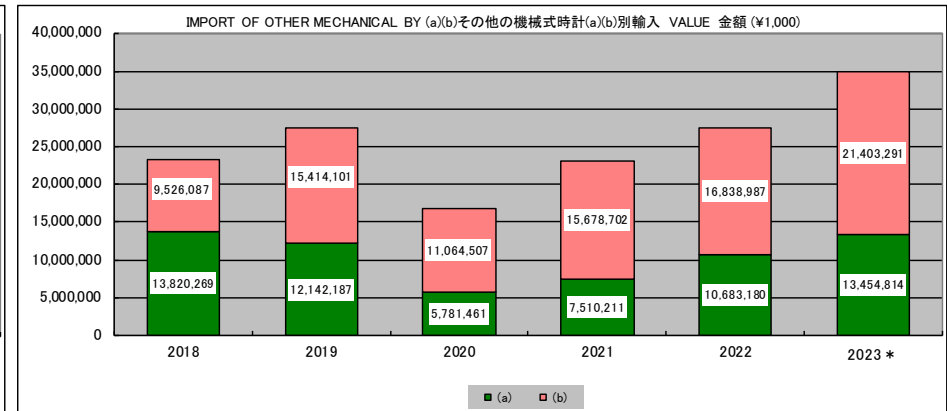
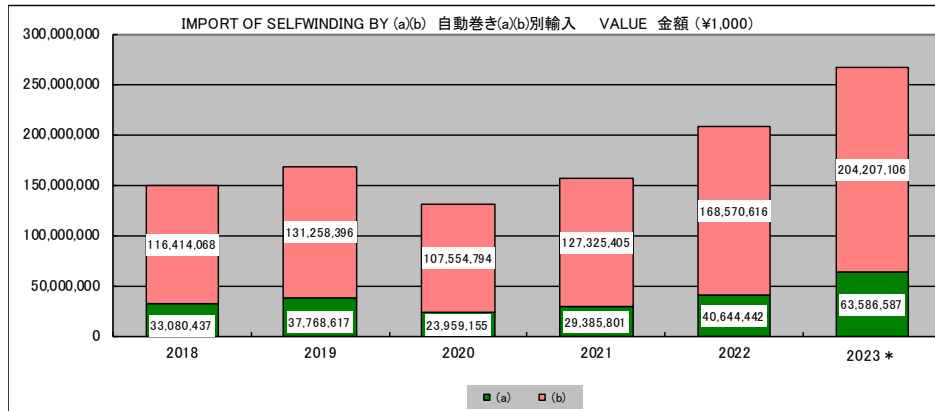
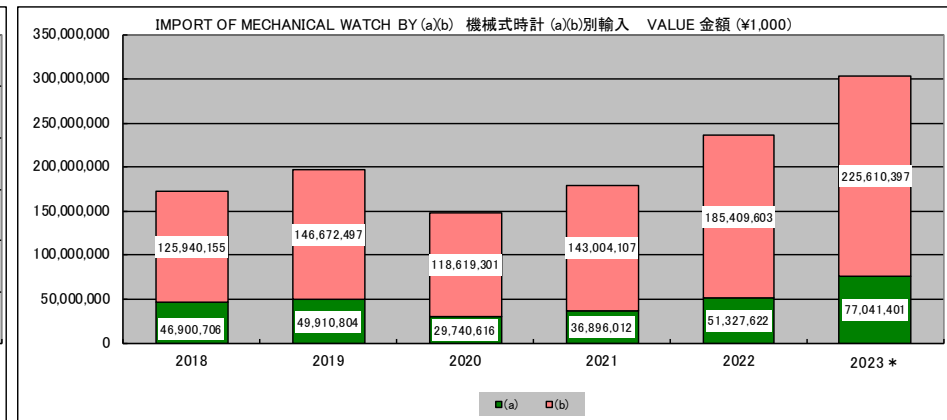
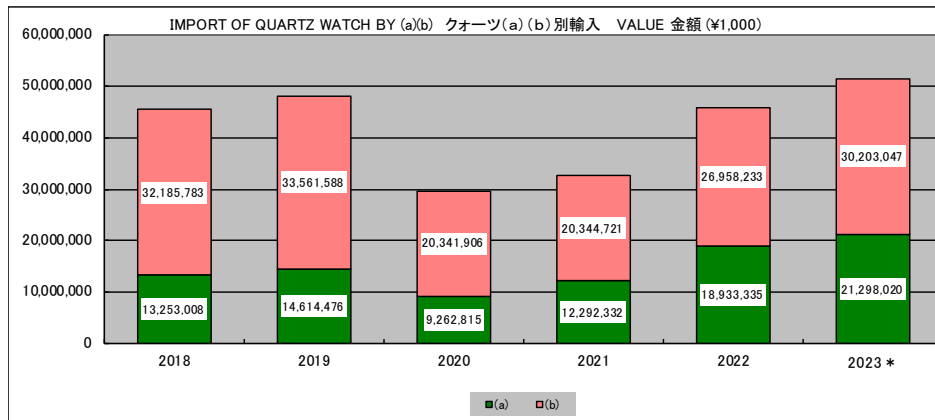
VALUE 金額	2018	2019	2020	2021	2022	2023 *
TOTAL QUARTZ WATCH	45,438,791	48,176,064	29,604,721	32,637,053	45,891,568	51,501,067
QUARTZ (a)	13,253,008	14,614,476	9,262,815	12,292,332	18,933,335	21,298,020
QUARTZ (b)	32,185,783	33,561,588	20,341,906	20,344,721	26,958,233	30,203,047
TOTAL MECHANICAL WATCH	172,840,861	196,583,301	148,359,917	179,900,119	236,737,225	302,651,798
MECHANICAL WATCH (a)	46,900,706	49,910,804	29,740,616	36,896,012	51,327,622	77,041,401
MECHANICAL WATCH (b)	125,940,155	146,672,497	118,619,301	143,004,107	185,409,603	225,610,397
-) TOTAL SELFWINDING	149,494,505	169,027,013	131,513,949	156,711,206	209,215,058	267,793,693
SELFWINDING (a)	33,080,437	37,768,617	23,959,155	29,385,801	40,644,442	63,586,587
SELFWINDING (b)	116,414,068	131,258,396	107,554,794	127,325,405	168,570,616	204,207,106
-) TOTAL OTHER MECHANICAL	23,346,356	27,556,288	16,845,968	23,188,913	27,522,167	34,858,105
OTHER MECHANICAL (a)	13,820,269	12,142,187	5,781,461	7,510,211	10,683,180	13,454,814
OTHER MECHANICAL (b)	9,526,087	15,414,101	11,064,507	15,678,702	16,838,987	21,403,291
TOTAL WRIST WATCH	218,279,652	244,759,365	177,964,638	212,537,172	282,628,793	354,152,865

* Figures for 2023 are based on the provisional data.
2023年に関しては速報値を基に作成。

Wrist Watch does not include Pocket & Stopwatch.
懐中時計、ストップウォッチは含まず

Watch (a) = with case of precious metal or of metal clad with precious metal.
ケースに貴金属又は貴金属を張った金属を使用したもの(金、プラチナ等の貴金属又はメッキ加工を施したもの等)

Watch (b) = without case of precious metal or of metal clad with precious metal.
ケースに貴金属又は貴金属を張った金属を使用していないもの(ステンレス・スチール、チタニウム、アルミニウム等)



AVERAGE OF UNIT PRICE 平均輸入単価 (¥EN)

	2018	2019	2020	2021	2022	2023 *
QUARTZ WATCH	59,686	66,524	86,458	99,990	128,143	128,607
MECHANICAL WATCH	395,984	411,603	506,917	593,651	693,019	835,916
- SELFWINDING	366,847	384,061	476,200	553,611	646,416	779,442
- OTHER MECHANICAL	805,825	734,854	1,021,153	1,161,246	1,533,354	1,885,343
TOTAL WATCH	182,236	203,661	280,220	337,659	403,911	464,454

NOTE : * Figures for 2023 are based on the provisional data. 2023年に関しては速報値を基に作成。

