

## スイス時計輸入の推移 : Import of Swiss Watches to Japan

Table 1	スイスから日本への輸入(数量・金額) : Import from Switzerland into Japan (Quantity / Value)
Table 2	腕時計とムーブメントの輸入(数量・金額) : Import of Wrist Watch & Movement (Quantity / Value)
Table 3	腕時計(a)(b)別輸入(数量・金額) : Import of Wrist Watch by (a)(b) (Quantity / Value)
Table 4	腕時計機種別輸入(数量・金額) : Import of Wrist Watch by Type (Quantity / Value)
Table 5	機種別、(a)(b)別輸入(数量) : Import of Wrist Watch by Type and by (a)(b) (Quantity)
Table 6	機種別、(a)(b)別輸入(金額) : Import of Wrist Watch by Type and by (a)(b) (Value)
Table 7	平均輸入単価 : Average of Unit Price

**February 2019**

資料: 財務省日本貿易統計 Source: Ministry of Finance Japan

作成: スイス時計協会 FH By FH-Tokyo

## Imports of Swiss Watch : スイスから日本への輸入統計

QUANTITY : 数量(PCS)	2012	2013	2014	2015	2016	2017	2018 *
<b>GRAND TOTAL</b>	1,420,925	1,430,203	1,511,172	1,561,820	1,428,085	1,453,401	1,378,739
WRIST WATCH	1,234,798	1,252,271	1,340,192	1,375,049	1,242,143	1,287,639	1,197,769
MOVEMENT	186,127	177,932	170,980	186,771	185,942	165,762	180,970
<b>TOTAL QUARTZ</b>	1,036,490	1,023,451	1,042,900	1,063,071	971,940	991,088	902,989
WRIST WATCH	879,101	877,718	906,030	908,731	817,888	859,599	761,279
MOVEMENT	157,389	145,733	136,870	154,340	154,052	131,489	141,710
-) ANALOG	1,017,370	998,682	1,013,130	1,024,287	962,575	980,012	893,838
WRIST WATCH	860,389	853,262	877,086	872,794	808,879	849,120	752,247
MOVEMENT	156,981	145,420	136,044	151,493	153,696	130,892	141,591
-) LED/LCD	13,420	12,998	11,480	20,311	5,674	9,282	4,015
WRIST WATCH	13,420	12,993	11,280	18,172	5,574	9,282	4,015
MOVEMENT	0	5	200	2,139	100	0	0
-) OTHER QUARTZ	5,700	11,771	18,290	18,473	3,691	1,794	5,136
WRIST WATCH	5,292	11,463	17,664	17,765	3,435	1,197	5,017
MOVEMENT	408	308	626	708	256	597	119
<b>TOTAL MECHANICAL</b>	384,435	406,752	468,272	498,749	456,145	462,313	475,750
WRIST WATCH	355,697	374,553	434,162	466,318	424,255	428,040	436,490
MOVEMENT	28,738	32,199	34,110	32,431	31,890	34,273	39,260
-) SELFWINDING	364,986	378,764	437,135	472,411	430,352	434,845	445,697
WRIST WATCH	337,497	347,573	404,049	441,172	399,406	401,543	407,515
MOVEMENT	27,489	31,191	33,086	31,239	30,946	33,302	38,182
-) OTHERS	19,449	27,988	31,137	26,338	25,793	27,468	30,053
WRIST WATCH	18,200	26,980	30,113	25,146	24,849	26,497	28,975
MOVEMENT	1,249	1,008	1,024	1,192	944	971	1,078

VALUE : 金額 (¥1,000)	2012	2013	2014	2015	2016	2017	2018 *
<b>GRAND TOTAL</b>	136,787,779	169,120,630	204,418,791	240,819,980	208,159,994	211,909,673	220,337,202
WRIST WATCH	135,358,063	167,464,856	202,651,900	238,821,968	206,389,303	210,041,467	218,289,016
MOVEMENT	1,429,716	1,655,774	1,766,891	1,998,012	1,770,691	1,868,206	2,048,186
<b>TOTAL QUARTZ</b>	39,360,283	47,012,683	54,680,695	55,044,645	46,087,455	47,118,624	46,217,358
WRIST WATCH	38,601,288	46,121,564	53,829,553	54,086,575	45,218,183	46,318,575	45,431,021
MOVEMENT	758,995	891,119	851,142	958,070	869,272	800,049	786,337
-) ANALOG	38,849,078	46,516,527	54,134,205	54,642,898	45,905,016	46,918,606	46,031,546
WRIST WATCH	38,092,999	45,628,049	53,291,988	53,690,497	45,042,423	46,125,402	45,245,747
MOVEMENT	756,079	888,478	842,217	952,401	862,593	793,204	785,799
-) LED/LCD	94,815	73,019	131,829	128,955	56,986	115,942	49,754
WRIST WATCH	94,815	72,674	128,161	127,412	56,785	115,942	49,754
MOVEMENT	0	345	3,668	1,543	201	0	0
-) OTHER QUARTZ	416,390	423,137	414,661	272,792	125,453	84,076	136,058
WRIST WATCH	413,474	420,841	409,404	268,666	118,975	77,231	135,520
MOVEMENT	2,916	2,296	5,257	4,126	6,478	6,845	538
<b>TOTAL MECHANICAL</b>	97,427,496	122,107,947	149,738,096	185,775,335	162,072,539	164,791,049	174,119,844
WRIST WATCH	96,756,775	121,343,292	148,822,347	184,735,393	161,171,120	163,722,892	172,857,995
MOVEMENT	670,721	764,655	915,749	1,039,942	901,419	1,068,157	1,261,849
-) SELFWINDING	86,479,588	107,261,297	130,598,732	164,309,368	139,814,658	141,750,042	150,697,737
WRIST WATCH	85,844,550	106,549,527	129,726,292	163,333,746	138,953,956	140,732,515	149,500,281
MOVEMENT	635,038	711,770	872,440	975,622	860,702	1,017,527	1,197,456
-) OTHERS	10,947,908	14,846,650	19,139,364	21,465,967	22,257,881	23,041,007	23,422,107
WRIST WATCH	10,912,225	14,793,765	19,096,055	21,401,647	22,217,164	22,990,377	23,357,714
MOVEMENT	35,683	52,885	43,309	64,320	40,717	50,630	64,393

NOTE : The above Wrist Watch does not include Pocket & Stopwatch. 懐中時計、ストップウォッチは含まず。

\* Figures for 2018 are based on the provisional data. 2018年に関しては速報値を基に作成。

SOURCE : MINISTRY OF FINANCE JAPAN 財務省貿易統計

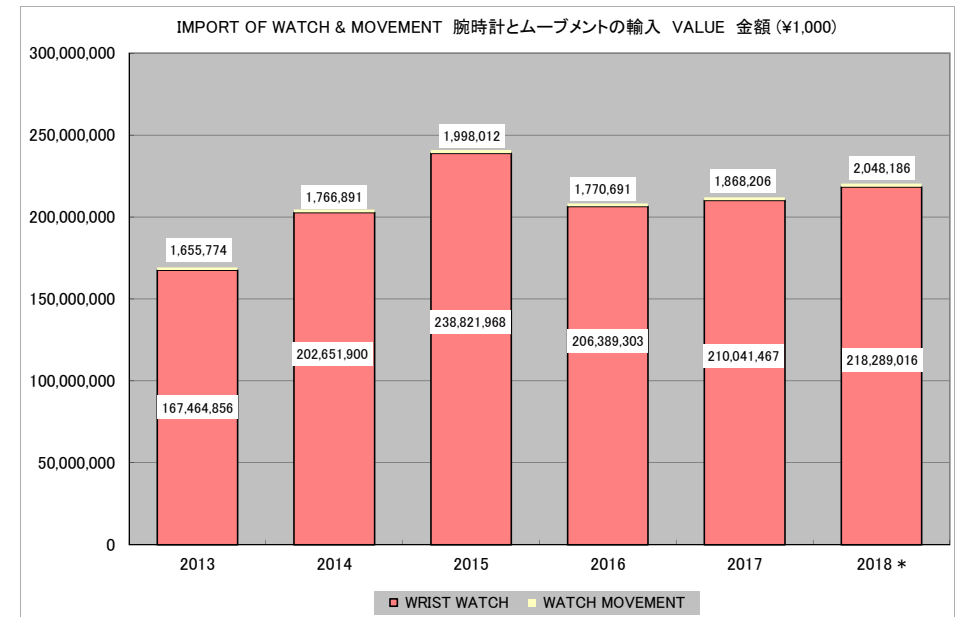
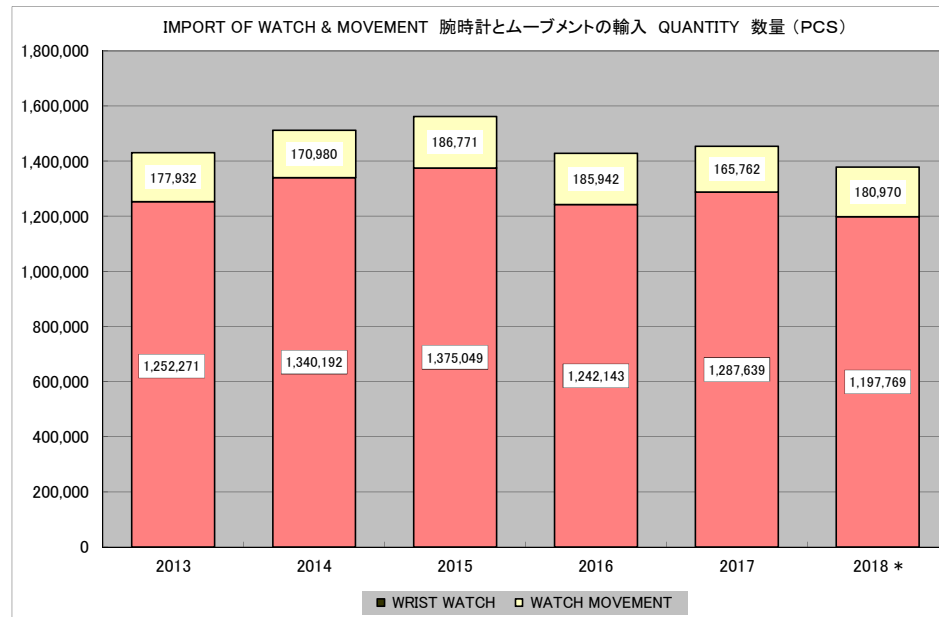
IMPORT OF WRIST WATCH & MOVEMENT : 腕時計とムーブメントの輸入

QUANTITY 数量 (PCS) VALUE 金額 (¥1,000)

	2013		2014		2015		2016		2017		2018 *	
	QUANTITY	VALUE	QUANTITY	VALUE	QUANTITY	VALUE	QUANTITY	VALUE	QUANTITY	VALUE	QUANTITY	VALUE
WRIST WATCH	1,252,271	167,464,856	1,340,192	202,651,900	1,375,049	238,821,968	1,242,143	206,389,303	1,287,639	210,041,467	1,197,769	218,289,016
WATCH MOVEMENT	177,932	1,655,774	170,980	1,766,891	186,771	1,998,012	185,942	1,770,691	165,762	1,868,206	180,970	2,048,186
GRAND TOTAL	1,430,203	169,120,630	1,511,172	204,418,791	1,561,820	240,819,980	1,428,085	208,159,994	1,453,401	211,909,673	1,378,739	220,337,202

NOTE : Wrist Watch does not include Pocket & Stopwatch. 懐中時計、ストップウォッチは含まず。

\* Figures for 2018 are based on the provisional data. 2018年に関しては速報値を基に作成。



IMPORT OF WRIST WATCH BY (a) (b) 腕時計 (a) (b)別輸入

QUANTITY 数量 (PCS) VALUE 金額 (¥1,000)

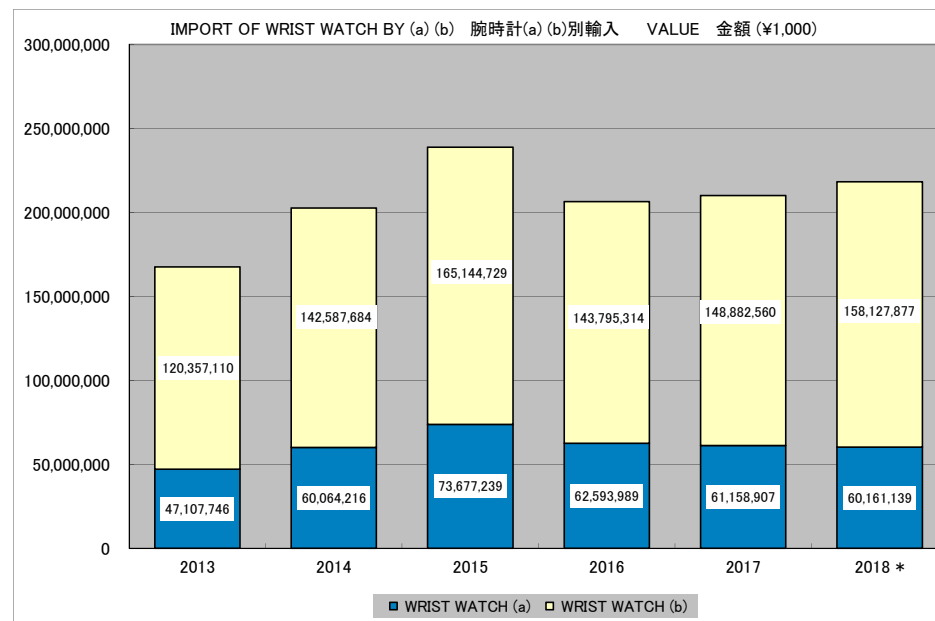
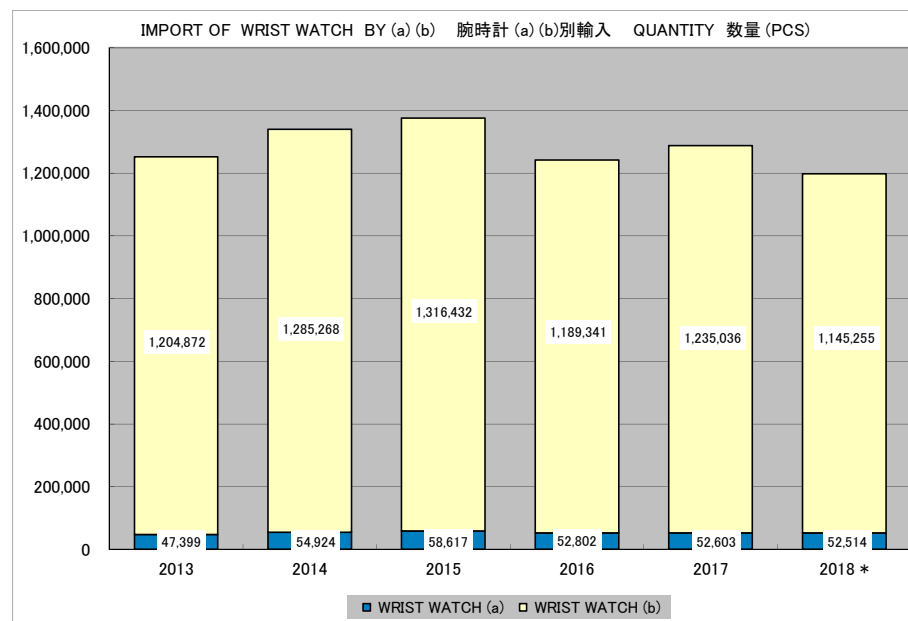
	2013		2014		2015		2016		2017		2018 *	
	QUANTITY	VALUE	QUANTITY	VALUE	QUANTITY	VALUE	QUANTITY	VALUE	QUANTITY	VALUE	QUANTITY	VALUE
WRIST WATCH (a)	47,399	47,107,746	54,924	60,064,216	58,617	73,677,239	52,802	62,593,989	52,603	61,158,907	52,514	60,161,139
WRIST WATCH (b)	1,204,872	120,357,110	1,285,268	142,587,684	1,316,432	165,144,729	1,189,341	143,795,314	1,235,036	148,882,560	1,145,255	158,127,877
TOTAL WRIST WATCH (a)+(b)	1,252,271	167,464,856	1,340,192	202,651,900	1,375,049	238,821,968	1,242,143	206,389,303	1,287,639	210,041,467	1,197,769	218,289,016

NOTE : Wrist Watch does not include Pocket & Stopwatch. 懐中時計、ストップウォッチは含まず。

\* Figures for 2018 are based on the provisional data. 2018年に関しては速報値を基に作成。

Watch (a) = with case of precious metal or of metal clad with precious metal. ケースに貴金属又は貴金属を張った金属を使用したもの。(金、プラチナ等の貴金属又はメッキ加工を施したもの等)

Watch (b) = without case of precious metal or of metal clad with precious metal. ケースに貴金属又は貴金属を張った金属を使用しないもの。(ステンレス・スチール、チタニウム、アルミニウム等)

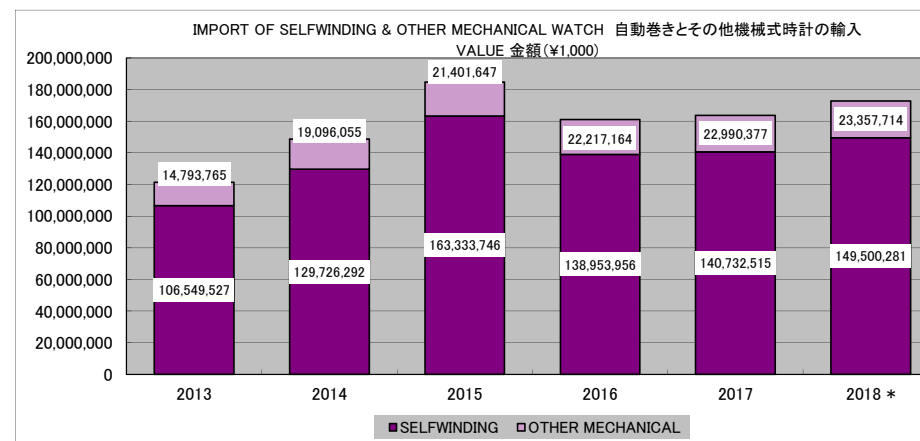
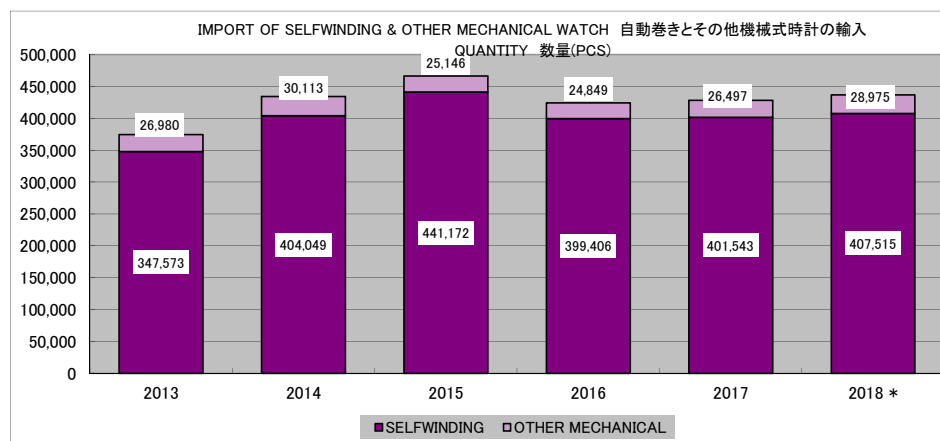
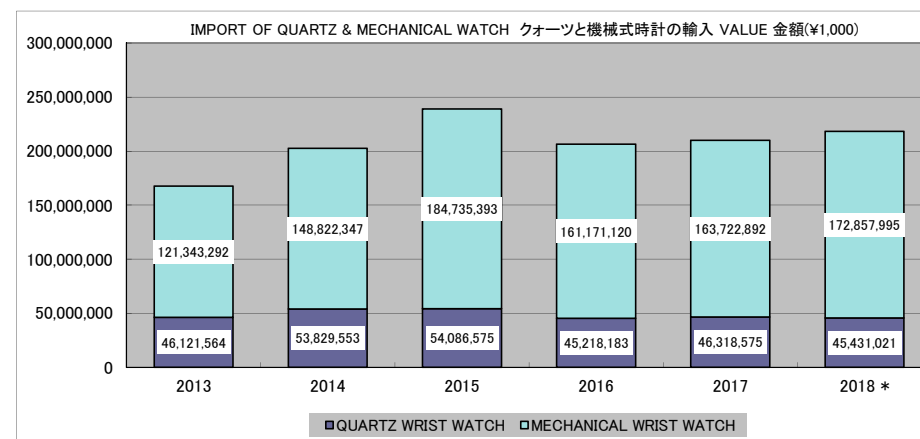
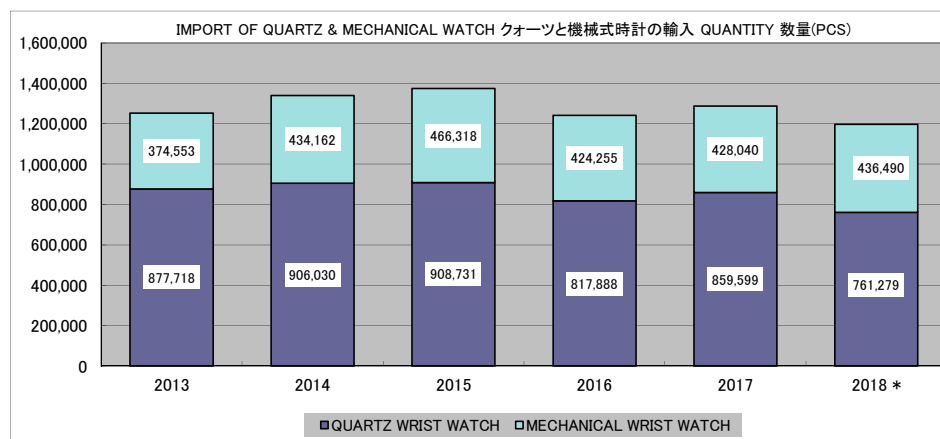


IMPORT OF WRIST WATCH BY TYPE : 腕時計機種別輸入

QUANTITY 数量 (PCS) VALUE 金額 (¥1,000)

	2013		2014		2015		2016		2017		2018 *	
	QUANTITY	VALUE	QUANTITY	VALUE	QUANTITY	VALUE	QUANTITY	VALUE	QUANTITY	VALUE	QUANTITY	VALUE
QUARTZ WRIST WATCH	877,718	46,121,564	906,030	53,829,553	908,731	54,086,575	817,888	45,218,183	859,599	46,318,575	761,279	45,431,021
ANALOG	853,262	45,628,049	877,086	53,291,988	872,794	53,690,497	808,879	45,042,423	849,120	46,125,402	752,247	45,245,747
LED/LCD	12,993	72,674	11,280	128,161	18,172	127,412	5,574	56,785	9,282	115,942	4,015	49,754
OTHER QUARTZ	11,463	420,841	17,664	409,404	17,765	268,666	3,435	118,975	1,197	77,231	5,017	135,520
MECHANICAL WRIST WATCH	374,553	121,343,292	434,162	148,822,347	466,318	184,735,393	424,255	161,171,120	428,040	163,722,892	436,490	172,857,995
SELFWINDING	347,573	106,549,527	404,049	129,726,292	441,172	163,333,746	399,406	138,953,956	401,543	140,732,515	407,515	149,500,281
OTHER MECHANICAL	26,980	14,793,765	30,113	19,096,055	25,146	21,401,647	24,849	22,217,164	26,497	22,990,377	28,975	23,357,714
TOTAL WRIST WATCH	1,252,271	167,464,856	1,340,192	202,651,900	1,375,049	238,821,968	1,242,143	206,389,303	1,287,639	210,041,467	1,197,769	218,289,016

NOTE : Wrist Watch does not include Pocket & Stopwatch. 懐中時計、ストップウォッチは含まず。  
 \* Figures for 2018 are based on the provisional data. 2018年に関しては速報値を基に作成。



IMPORT OF WRIST WATCH BY TYPE AND BY (a) (b) 機種別、(a) (b) 別輸入

QUANTITY 数量 (PCS)

QUANTITY 数量	2013	2014	2015	2016	2017	2018 *
TOTAL QUARTZ WATCH	877,718	906,030	908,731	817,888	859,599	761,279
QUARTZ (a)	22,358	24,536	20,939	21,974	22,669	18,719
QUARTZ (b)	855,360	881,494	887,792	795,914	836,930	742,560
TOTAL MECHANICAL WATCH	374,553	434,162	466,318	424,255	428,040	436,490
MECHANICAL WATCH (a)	25,041	30,388	37,678	30,828	29,934	33,795
MECHANICAL WATCH (b)	349,512	403,774	428,640	393,427	398,106	402,695
-) TOTAL SELFWINDING	347,573	404,049	441,172	399,406	401,543	407,515
SELFWINDING (a)	17,746	21,583	29,499	22,837	21,752	25,172
SELFWINDING (b)	329,827	382,466	411,673	376,569	379,791	382,343
-) TOTAL OTHER MECHANICAL	26,980	30,113	25,146	24,849	26,497	28,975
OTHER MECHANICAL (a)	7,295	8,805	8,179	7,991	8,182	8,623
OTHER MECHANICAL (b)	19,685	21,308	16,967	16,858	18,315	20,352
TOTAL WRIST WATCH	1,252,271	1,340,192	1,375,049	1,242,143	1,287,639	1,197,769

\* Figures for 2018 are based on the provisional data.  
2018年に関しては速報値を基に作成。

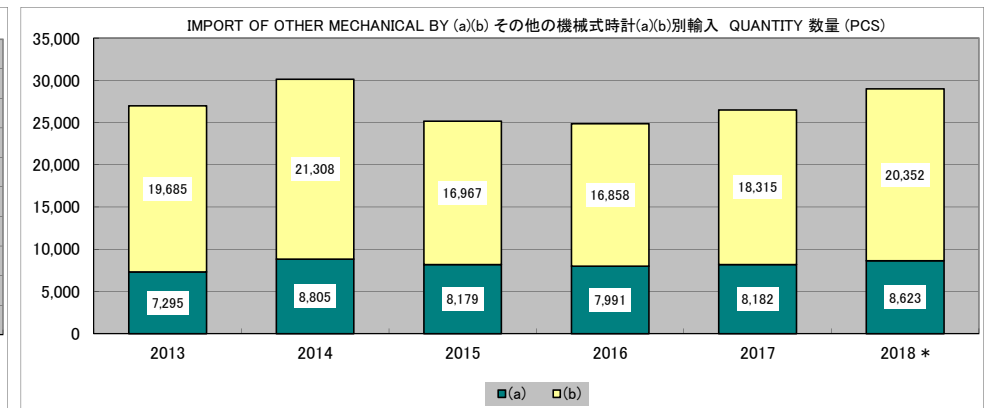
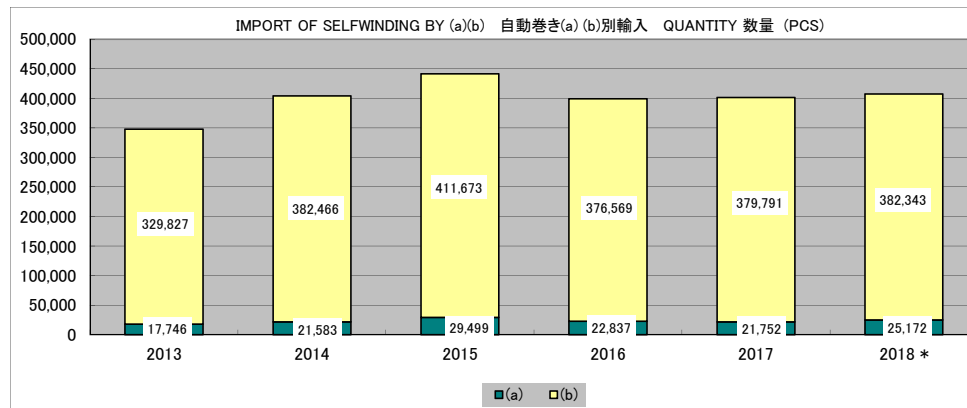
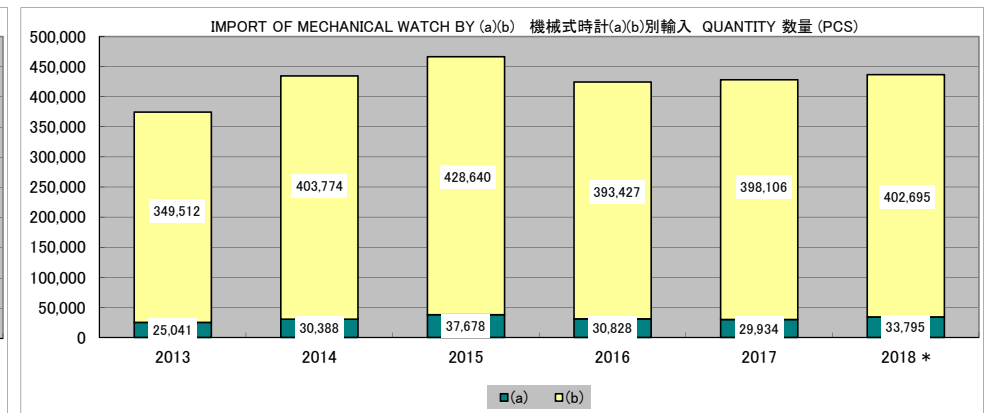
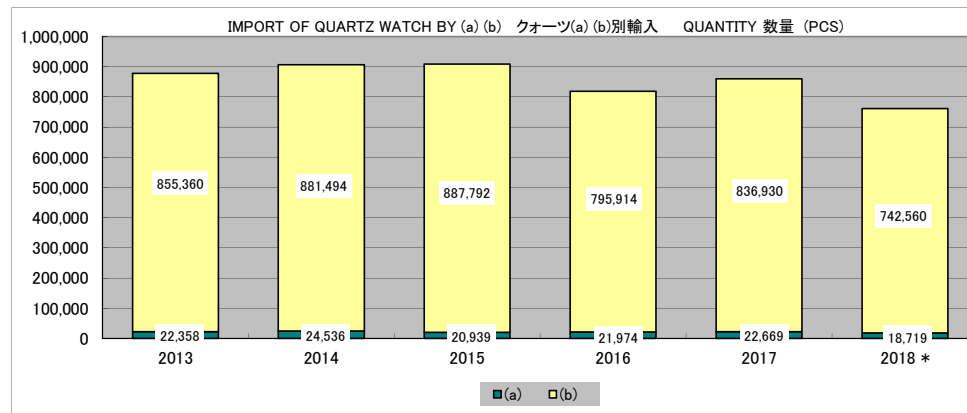
Wrist Watch does not include Pocket & Stopwatch.  
懐中時計、ストップウォッチは含まず

Watch (a) = with case of precious metal or of metal clad with precious metal.

ケースに貴金属又は貴金属を張った金属を使用したもの  
(金、プラチナ等の貴金属又はメッキ加工を施したもの等)

Watch (b) = without case of precious metal or of metal clad with precious metal.

ケースに貴金属又は貴金属を張った金属を使用していないもの  
(ステンレス・スチール、チタニウム、アルミニウム等)



IMPORT OF WRIST WATCH BY TYPE AND BY (a) (b) 機種別、(a) (b) 別輸入

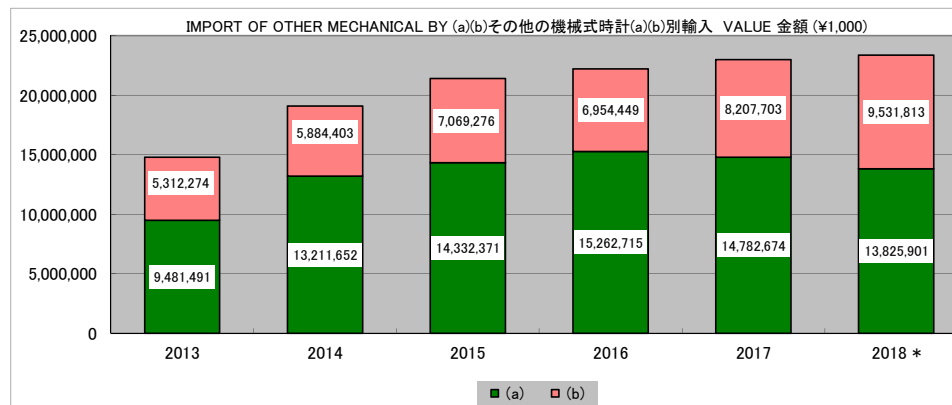
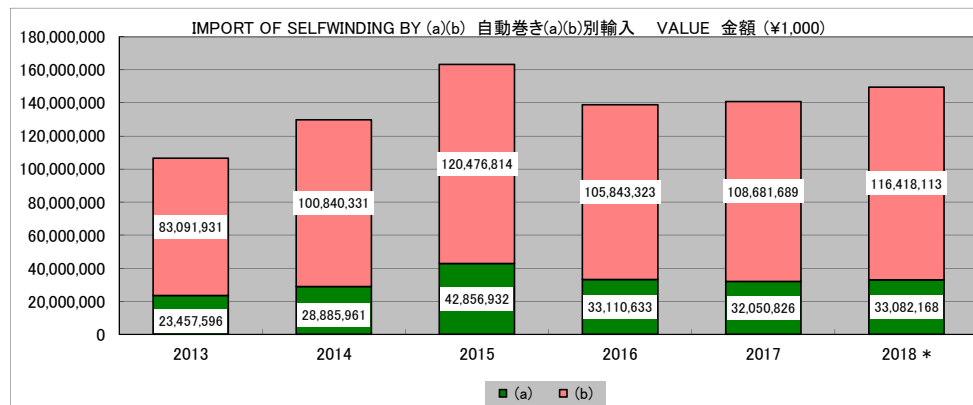
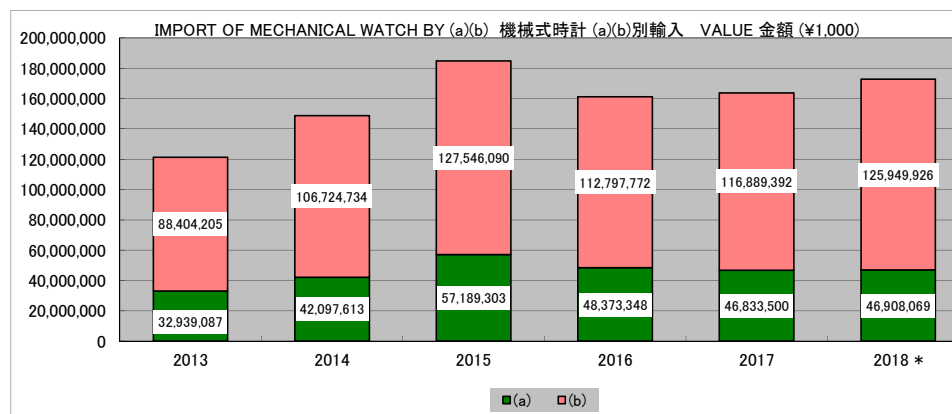
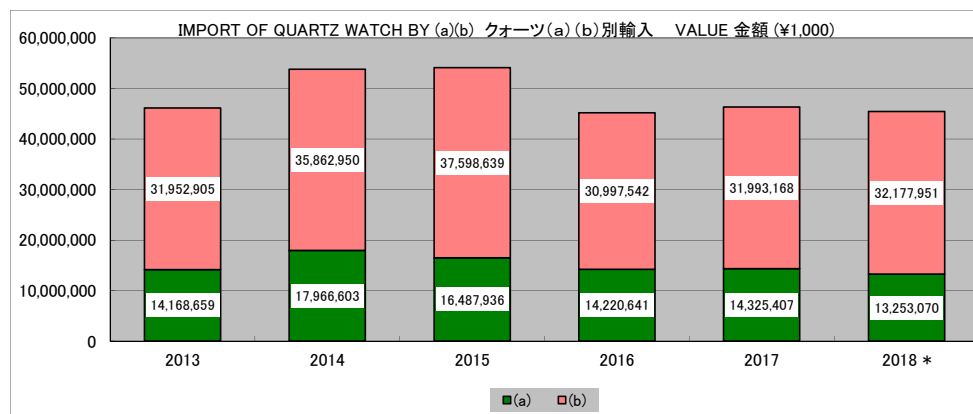
VALUE 金額 (¥1,000)

VALUE 金額	2013	2014	2015	2016	2017	2018 *
TOTAL QUARTZ WATCH	46,121,564	53,829,553	54,086,575	45,218,183	46,318,575	45,431,021
QUARTZ (a)	14,168,659	17,966,603	16,487,936	14,220,641	14,325,407	13,253,070
QUARTZ (b)	31,952,905	35,862,950	37,598,639	30,997,542	31,993,168	32,177,951
TOTAL MECHANICAL WATCH	121,343,292	148,822,347	184,735,393	161,171,120	163,722,892	172,857,995
MECHANICAL WATCH (a)	32,939,087	42,097,613	57,189,303	48,373,348	46,833,500	46,908,069
MECHANICAL WATCH (b)	88,404,205	106,724,734	127,546,090	112,797,772	116,889,392	125,949,926
-) TOTAL SELFWINDING	106,549,527	129,726,292	163,333,746	138,953,956	140,732,515	149,500,281
SELFWINDING (a)	23,457,596	28,885,961	42,856,932	33,110,633	32,050,826	33,082,168
SELFWINDING (b)	83,091,931	100,840,331	120,476,814	105,843,323	108,681,689	116,418,113
-) TOTAL OTHER MECHANICAL	14,793,765	19,096,055	21,401,647	22,217,164	22,990,377	23,357,714
OTHER MECHANICAL (a)	9,481,491	13,211,652	14,332,371	15,262,715	14,782,674	13,825,901
OTHER MECHANICAL (b)	5,312,274	5,884,403	7,069,276	6,954,449	8,207,703	9,531,813
TOTAL WRIST WATCH	167,464,856	202,651,900	238,821,968	206,389,303	210,041,467	218,289,016

\* Figures for 2018 are based on the provisional data.  
2018年に関しては速報値を基に作成。

Wrist Watch does not include Pocket & Stopwatch.  
懐中時計、ストップウォッチは含まず

Watch (a) = with case of precious metal or of metal clad with precious metal.  
ケースに貴金属又は貴金属を張った金属を使用したもの  
(金、プラチナ等の貴金属又はメッキ加工を施したもの等)  
Watch (b) = without case of precious metal or of metal clad with precious metal.  
ケースに貴金属又は貴金属を張った金属を使用していないもの  
(ステンレス・スチール、チタニウム、アルミニウム等)



AVERAGE OF UNIT PRICE 平均輸入単価 (¥EN)

	2013	2014	2015	2016	2017	2018 *
QUARTZ WATCH	52,547	59,413	59,519	55,287	53,884	59,677
MECHANICAL WATCH	323,968	342,781	396,158	379,892	382,494	396,018
- SELFWINDING	306,553	321,066	370,227	347,902	350,479	366,858
- OTHER MECHANICAL	548,323	634,147	851,095	894,087	867,660	806,133
TOTAL WATCH	133,729	151,211	173,683	166,156	163,121	182,246

NOTE : \* Figures for 2018 are based on the provisional data. 2018年に関しては速報値を基に作成。

