

スイス時計輸入の推移 : Import of Swiss Watches to Japan

Table 1	スイスから日本への輸入(数量・金額) : Import from Switzerland into Japan (Quantity / Value)
Table 2	腕時計とムーブメントの輸入(数量・金額) : Import of Wrist Watch & Movement (Quantity / Value)
Table 3	腕時計(a)(b)別輸入(数量・金額) : Import of Wrist Watch by (a)(b) (Quantity / Value)
Table 4	腕時計機種別輸入(数量・金額) : Import of Wrist Watch by Type (Quantity / Value)
Table 5	機種別、(a)(b)別輸入(数量) : Import of Wrist Watch by Type and by (a)(b) (Quantity)
Table 6	機種別、(a)(b)別輸入(金額) : Import of Wrist Watch by Type and by (a)(b) (Value)
Table 7	平均輸入単価 : Average of Unit Price

March 2020

資料: 財務省日本貿易統計 Source: Ministry of Finance Japan

作成: スイス時計協会 FH By FH-Tokyo

Imports of Swiss Watch : スイスから日本への輸入統計

QUANTITY : 数量(PCS)	2013	2014	2015	2016	2017	2018	2019
GRAND TOTAL	1,430,203	1,511,172	1,561,820	1,428,085	1,453,401	1,378,755	1,368,800
WRIST WATCH	1,252,271	1,340,192	1,375,049	1,242,143	1,287,639	1,197,785	1,201,797
MOVEMENT	177,932	170,980	186,771	185,942	165,762	180,970	167,003
TOTAL QUARTZ	1,023,451	1,042,900	1,063,071	971,940	991,088	903,011	855,225
WRIST WATCH	877,718	906,030	908,731	817,888	859,599	761,301	724,193
MOVEMENT	145,733	136,870	154,340	154,052	131,489	141,710	131,032
-) ANALOG	998,682	1,013,130	1,024,287	962,575	980,012	893,860	838,456
WRIST WATCH	853,262	877,086	872,794	808,879	849,120	752,269	707,702
MOVEMENT	145,420	136,044	151,493	153,696	130,892	141,591	130,754
-) LED/LCD	12,998	11,480	20,311	5,674	9,282	4,015	11,953
WRIST WATCH	12,993	11,280	18,172	5,574	9,282	4,015	11,918
MOVEMENT	5	200	2,139	100	0	0	35
-) OTHER QUARTZ	11,771	18,290	18,473	3,691	1,794	5,136	4,816
WRIST WATCH	11,463	17,664	17,765	3,435	1,197	5,017	4,573
MOVEMENT	308	626	708	256	597	119	243
TOTAL MECHANICAL	406,752	468,272	498,749	456,145	462,313	475,744	513,575
WRIST WATCH	374,553	434,162	466,318	424,255	428,040	436,484	477,604
MOVEMENT	32,199	34,110	32,431	31,890	34,273	39,260	35,971
-) SELFWINDING	378,764	437,135	472,411	430,352	434,845	445,694	475,092
WRIST WATCH	347,573	404,049	441,172	399,406	401,543	407,512	440,105
MOVEMENT	31,191	33,086	31,239	30,946	33,302	38,182	34,987
-) OTHERS	27,988	31,137	26,338	25,793	27,468	30,050	38,483
WRIST WATCH	26,980	30,113	25,146	24,849	26,497	28,972	37,499
MOVEMENT	1,008	1,024	1,192	944	971	1,078	984

VALUE : 金額(¥1,000)	2013	2014	2015	2016	2017	2018	2019
GRAND TOTAL	169,120,630	204,418,791	240,819,980	208,159,994	211,909,673	220,327,838	246,631,431
WRIST WATCH	167,464,856	202,651,900	238,821,968	206,389,303	210,041,467	218,279,652	244,759,365
MOVEMENT	1,655,774	1,766,891	1,998,012	1,770,691	1,868,206	2,048,186	1,872,066
TOTAL QUARTZ	47,012,683	54,680,695	55,044,645	46,087,455	47,118,624	46,225,128	48,983,830
WRIST WATCH	46,121,564	53,829,553	54,086,575	45,218,183	46,318,575	45,438,791	48,176,064
MOVEMENT	891,119	851,142	958,070	869,272	800,049	786,337	807,766
-) ANALOG	46,516,527	54,134,205	54,642,898	45,905,016	46,918,606	46,039,316	48,837,218
WRIST WATCH	45,628,049	53,291,988	53,690,497	45,042,423	46,125,402	45,253,517	48,031,434
MOVEMENT	888,478	842,217	952,401	862,593	793,204	785,799	805,784
-) LED/LCD	73,019	131,829	128,955	56,986	115,942	49,754	67,820
WRIST WATCH	72,674	128,161	127,412	56,785	115,942	49,754	67,410
MOVEMENT	345	3,668	1,543	201	0	0	410
-) OTHER QUARTZ	423,137	414,661	272,792	125,453	84,076	136,058	78,792
WRIST WATCH	420,841	409,404	268,666	118,975	77,231	135,520	77,220
MOVEMENT	2,296	5,257	4,126	6,478	6,845	538	1,572
TOTAL MECHANICAL	122,107,947	149,738,096	185,775,335	162,072,539	164,791,049	174,102,710	197,647,601
WRIST WATCH	121,343,292	148,822,347	184,735,393	161,171,120	163,722,892	172,840,861	196,583,301
MOVEMENT	764,655	915,749	1,039,942	901,419	1,068,157	1,261,849	1,064,300
-) SELFWINDING	107,261,297	130,598,732	164,309,368	139,814,658	141,750,042	150,691,961	170,045,132
WRIST WATCH	106,549,527	129,726,292	163,333,746	138,953,956	140,732,515	149,494,505	169,027,013
MOVEMENT	711,770	872,440	975,622	860,702	1,017,527	1,197,456	1,018,119
-) OTHERS	14,846,650	19,139,364	21,465,967	22,257,881	23,041,007	23,410,749	27,602,469
WRIST WATCH	14,793,765	19,096,055	21,401,647	22,217,164	22,990,377	23,346,356	27,556,288
MOVEMENT	52,885	43,309	64,320	40,717	50,630	64,393	46,181

NOTE : The above Wrist Watch does not include Pocket & Stopwatch. 懐中時計、ストップウォッチは含まず。

Figures are based on the fixed annual data. 確定値を基に作成。

SOURCE : MINISTRY OF FINANCE JAPAN 財務省貿易統計

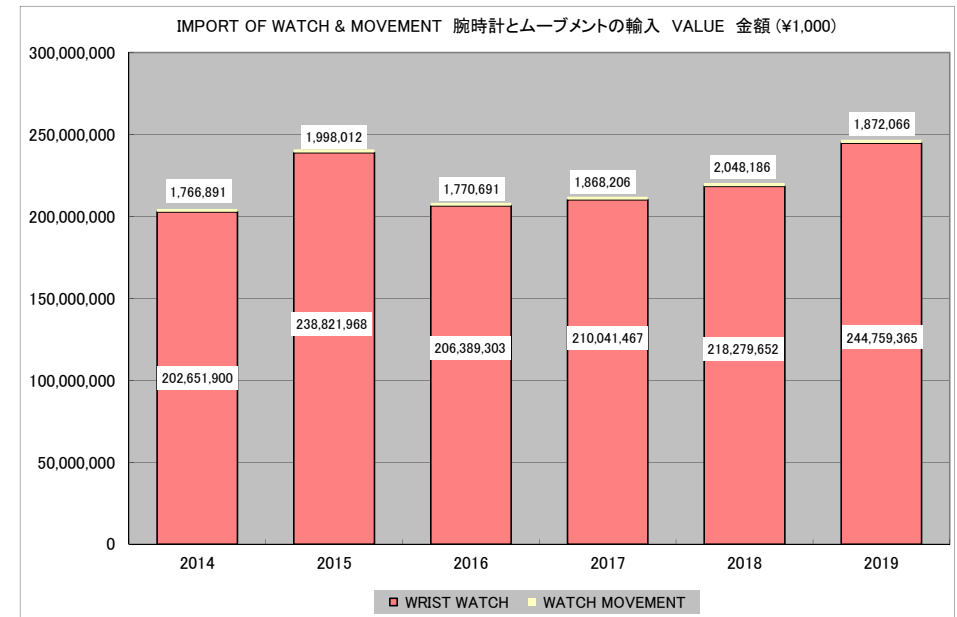
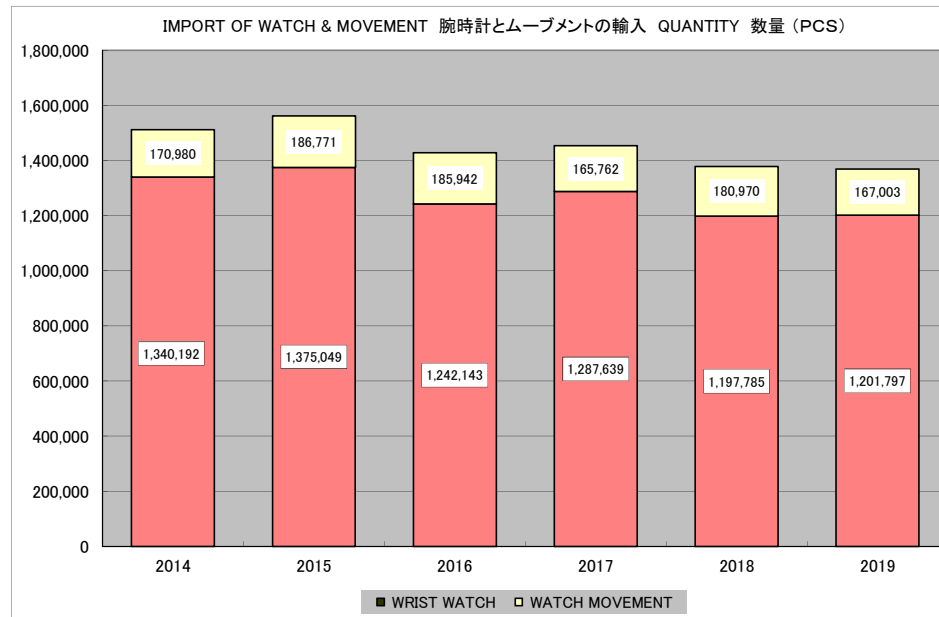
IMPORT OF WRIST WATCH & MOVEMENT : 腕時計とムーブメントの輸入

QUANTITY 数量 (PCS) VALUE 金額 (¥1,000)

	2014		2015		2016		2017		2018		2019	
	QUANTITY	VALUE	QUANTITY	VALUE	QUANTITY	VALUE	QUANTITY	VALUE	QUANTITY	VALUE	QUANTITY	VALUE
WRIST WATCH	1,340,192	202,651,900	1,375,049	238,821,968	1,242,143	206,389,303	1,287,639	210,041,467	1,197,785	218,279,652	1,201,797	244,759,365
WATCH MOVEMENT	170,980	1,766,891	186,771	1,998,012	185,942	1,770,691	165,762	1,868,206	180,970	2,048,186	167,003	1,872,066
GRAND TOTAL	1,511,172	204,418,791	1,561,820	240,819,980	1,428,085	208,159,994	1,453,401	211,909,673	1,378,755	220,327,838	1,368,800	246,631,431

NOTE : Wrist Watch does not include Pocket & Stopwatch. 懐中時計、ストップウォッチは含まず。

Figures are based on the fixed annual data. 確定値を基に作成。



IMPORT OF WRIST WATCH BY (a) (b) 腕時計 (a) (b)別輸入

QUANTITY 数量 (PCS) VALUE 金額 (¥1,000)

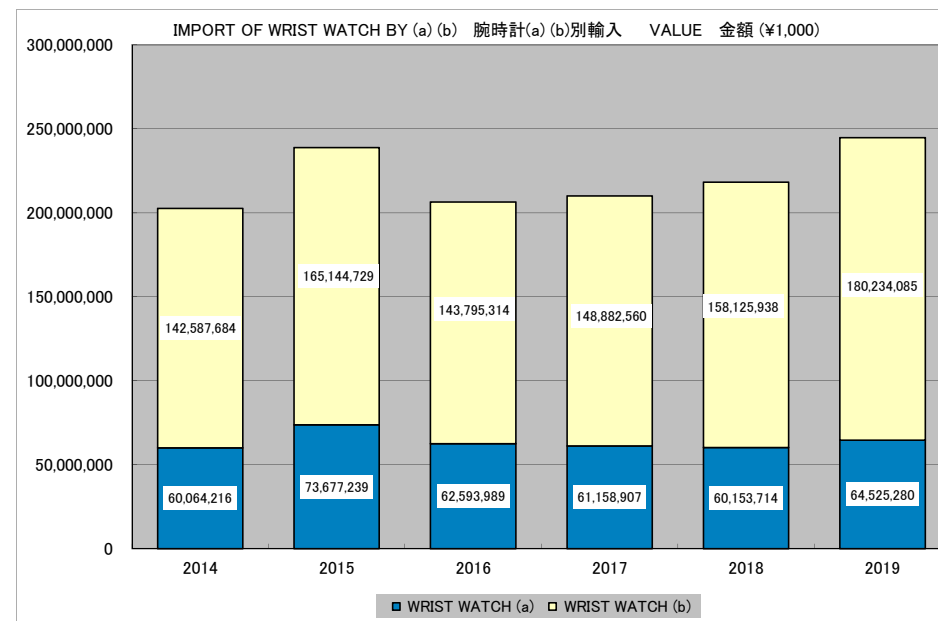
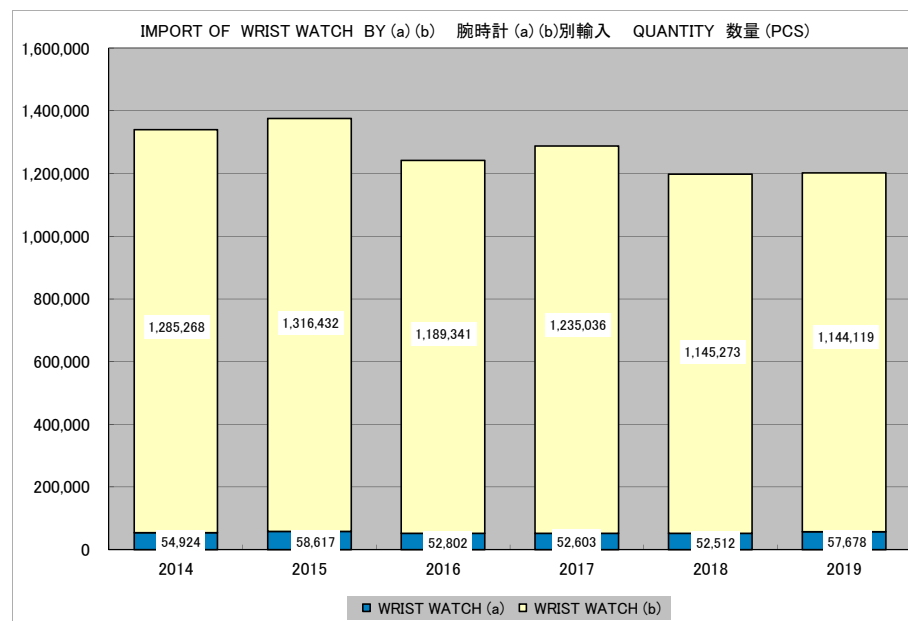
	2014		2015		2016		2017		2018		2019	
	QUANTITY	VALUE	QUANTITY	VALUE	QUANTITY	VALUE	QUANTITY	VALUE	QUANTITY	VALUE	QUANTITY	VALUE
WRIST WATCH (a)	54,924	60,064,216	58,617	73,677,239	52,802	62,593,989	52,603	61,158,907	52,512	60,153,714	57,678	64,525,280
WRIST WATCH (b)	1,285,268	142,587,684	1,316,432	165,144,729	1,189,341	143,795,314	1,235,036	148,882,560	1,145,273	158,125,938	1,144,119	180,234,085
TOTAL WRIST WATCH (a)+(b)	1,340,192	202,651,900	1,375,049	238,821,968	1,242,143	206,389,303	1,287,639	210,041,467	1,197,785	218,279,652	1,201,797	244,759,365

NOTE : Wrist Watch does not include Pocket & Stopwatch. 懐中時計、ストップウォッチは含まず。

Figures are based on the fixed annual data. 確定値を基に作成。

Watch (a) = with case of precious metal or of metal clad with precious metal. ケースに貴金属又は貴金属を張った金属を使用したもの。(金、プラチナ等の貴金属又はメッキ加工を施したもの等)

Watch (b) = without case of precious metal or of metal clad with precious metal. ケースに貴金属又は貴金属を張った金属を使用しないもの。(ステンレス・スチール、チタニウム、アルミニウム等)

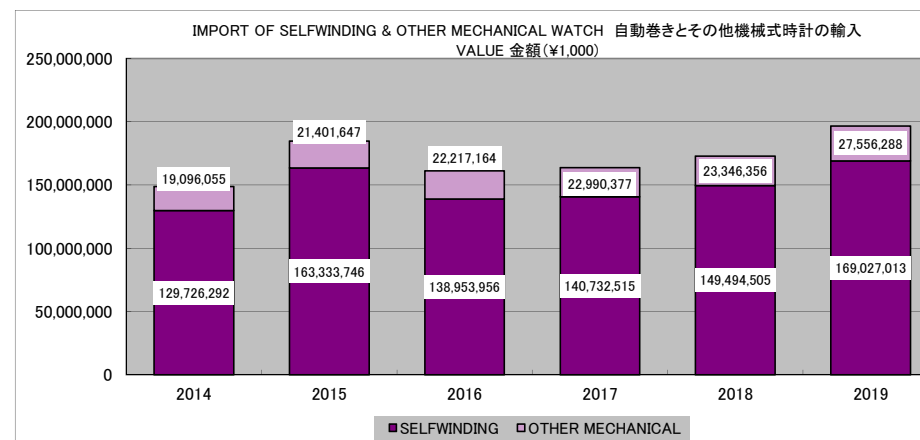
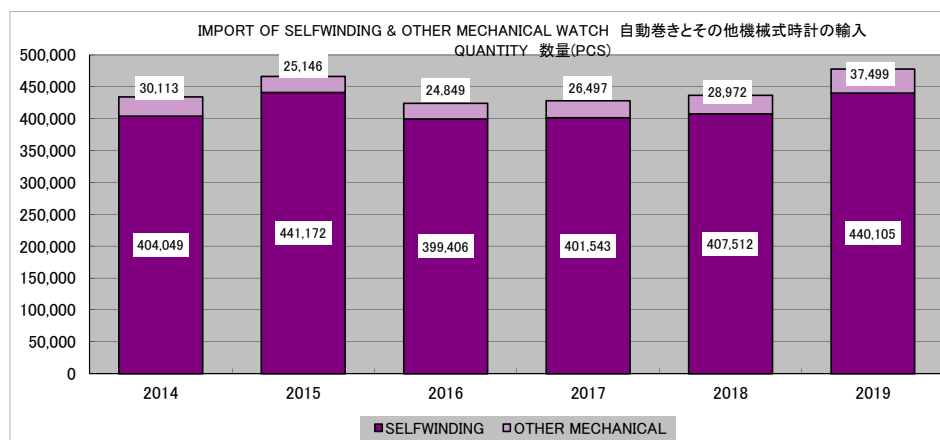
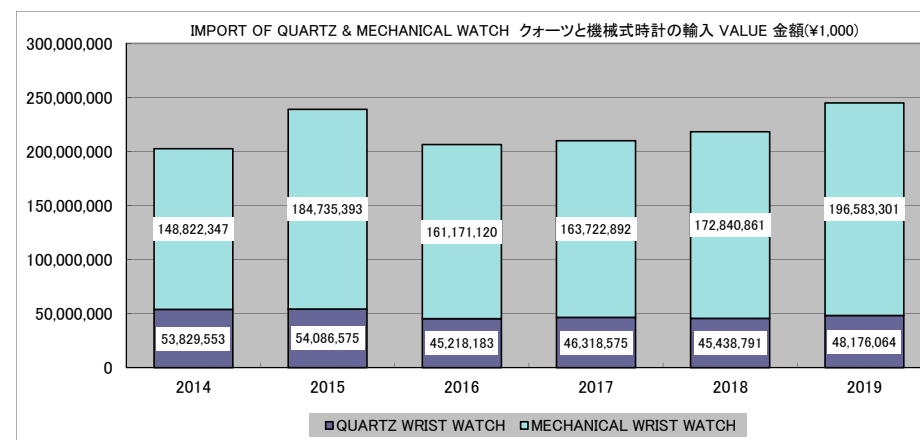
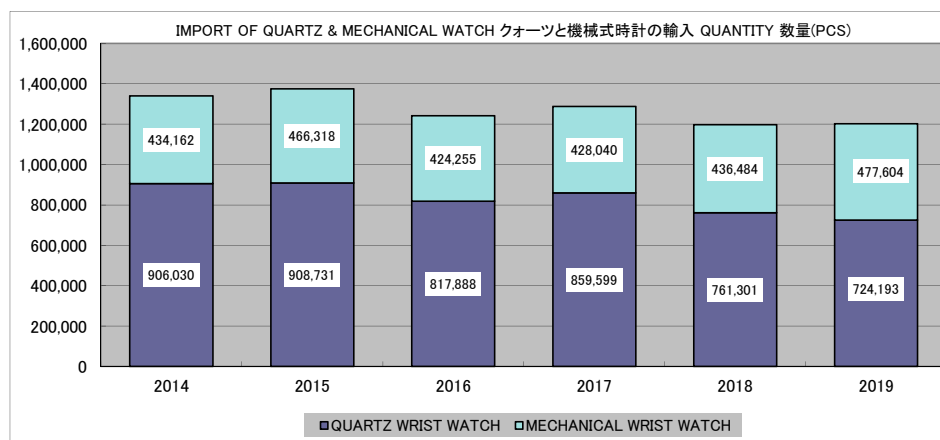


IMPORT OF WRIST WATCH BY TYPE : 腕時計機種別輸入

QUANTITY 数量 (PCS) VALUE 金額 (¥1,000)

	2014		2015		2016		2017		2018		2019	
	QUANTITY	VALUE	QUANTITY	VALUE	QUANTITY	VALUE	QUANTITY	VALUE	QUANTITY	VALUE	QUANTITY	VALUE
QUARTZ WRIST WATCH	906,030	53,829,553	908,731	54,086,575	817,888	45,218,183	859,599	46,318,575	761,301	45,438,791	724,193	48,176,064
ANALOG	877,086	53,291,988	872,794	53,690,497	808,879	45,042,423	849,120	46,125,402	752,269	45,253,517	707,702	48,031,434
LED/LCD	11,280	128,161	18,172	127,412	5,574	56,785	9,282	115,942	4,015	49,754	11,918	67,410
OTHER QUARTZ	17,664	409,404	17,765	268,666	3,435	118,975	1,197	77,231	5,017	135,520	4,573	77,220
MECHANICAL WRIST WATCH	434,162	148,822,347	466,318	184,735,393	424,255	161,171,120	428,040	163,722,892	436,484	172,840,861	477,604	196,583,301
SELFWINDING	404,049	129,726,292	441,172	163,333,746	399,406	138,953,956	401,543	140,732,515	407,512	149,494,505	440,105	169,027,013
OTHER MECHANICAL	30,113	19,096,055	25,146	21,401,647	24,849	22,217,164	26,497	22,990,377	28,972	23,346,356	37,499	27,556,288
TOTAL WRIST WATCH	1,340,192	202,651,900	1,375,049	238,821,968	1,242,143	206,389,303	1,287,639	210,041,467	1,197,785	218,279,652	1,201,797	244,759,365

NOTE : Wrist Watch does not include Pocket & Stopwatch. 懐中時計、ストップウォッチは含まず。
 Figures are based on the fixed annual data. 確定値を基に作成。



IMPORT OF WRIST WATCH BY TYPE AND BY (a) (b) 機種別、(a) (b) 別輸入

QUANTITY 数量 (PCS)

QUANTITY 数量	2014	2015	2016	2017	2018	2019
TOTAL QUARTZ WATCH	906,030	908,731	817,888	859,599	761,301	724,193
QUARTZ (a)	24,536	20,939	21,974	22,669	18,719	17,384
QUARTZ (b)	881,494	887,792	795,914	836,930	742,582	706,809
TOTAL MECHANICAL WATCH	434,162	466,318	424,255	428,040	436,484	477,604
MECHANICAL WATCH (a)	30,388	37,678	30,828	29,934	33,793	40,294
MECHANICAL WATCH (b)	403,774	428,640	393,427	398,106	402,691	437,310
-) TOTAL SELFWINDING	404,049	441,172	399,406	401,543	407,512	440,105
SELFWINDING (a)	21,583	29,499	22,837	21,752	25,171	31,452
SELFWINDING (b)	382,466	411,673	376,569	379,791	382,341	408,653
-) TOTAL OTHER MECHANICAL	30,113	25,146	24,849	26,497	28,972	37,499
OTHER MECHANICAL (a)	8,805	8,179	7,991	8,182	8,622	8,842
OTHER MECHANICAL (b)	21,308	16,967	16,858	18,315	20,350	28,657
TOTAL WRIST WATCH	1,340,192	1,375,049	1,242,143	1,287,639	1,197,785	1,201,797

Figures are based on the fixed annual data.
確定値を基に作成。

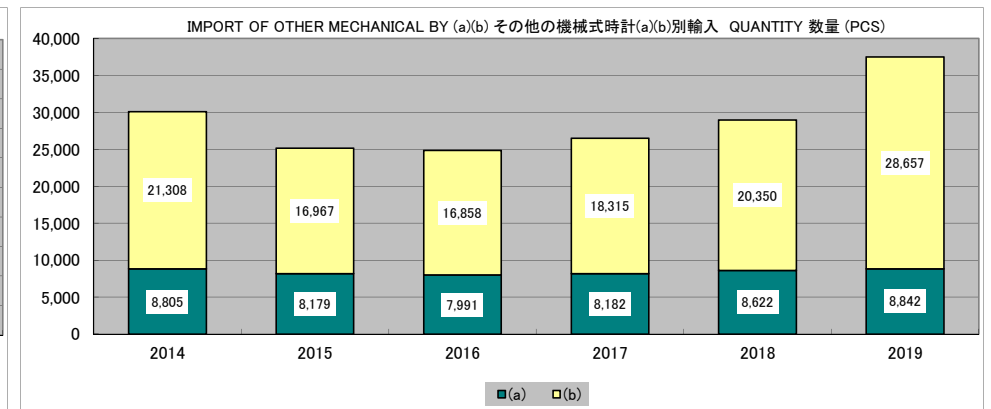
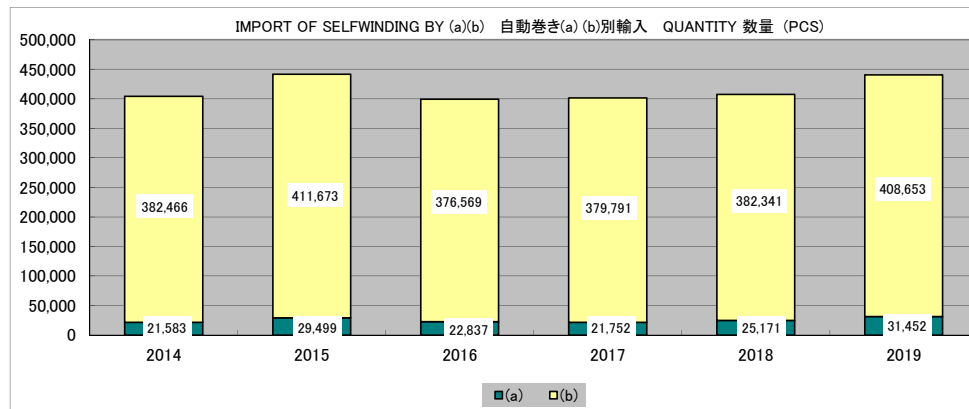
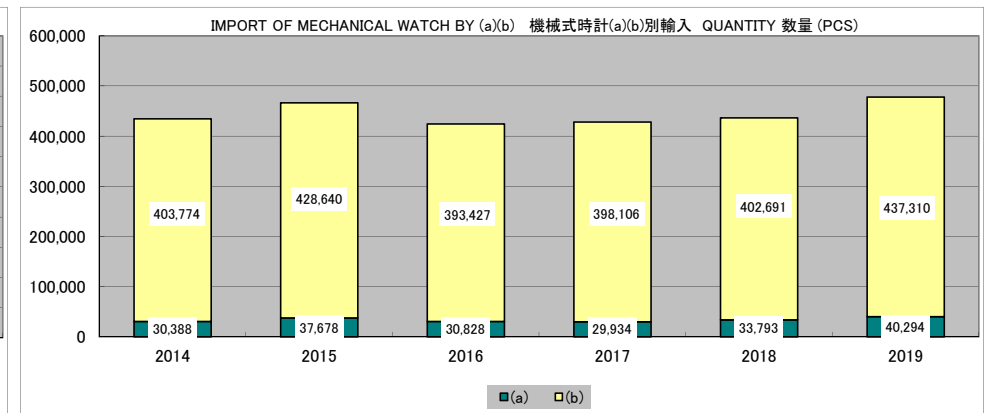
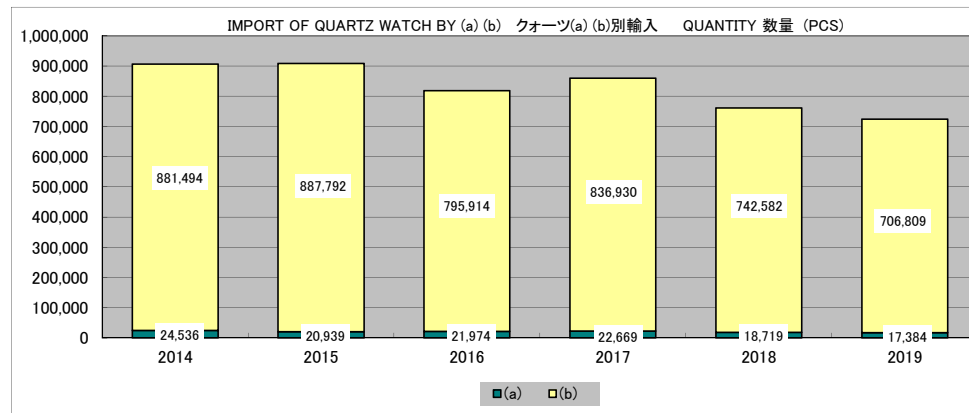
Wrist Watch does not include Pocket & Stopwatch.
懐中時計、ストップウォッチは含まず

Watch (a) = with case of precious metal or of metal clad with precious metal.

ケースに貴金属又は貴金属を張った金属を使用したもの
(金、プラチナ等の貴金属又はメッキ加工を施したもの等)

Watch (b) = without case of precious metal or of metal clad with precious metal.

ケースに貴金属又は貴金属を張った金属を使用していないもの
(ステンレス・スチール、チタニウム、アルミニウム等)



IMPORT OF WRIST WATCH BY TYPE AND BY (a) (b) 機種別、(a) (b) 別輸入

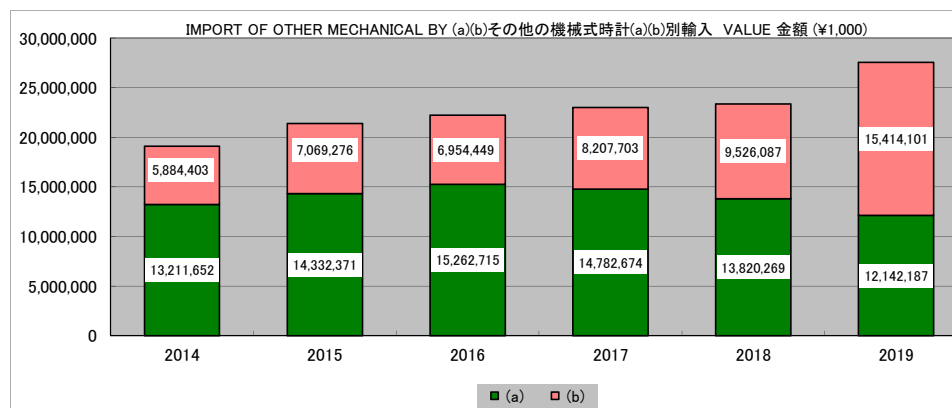
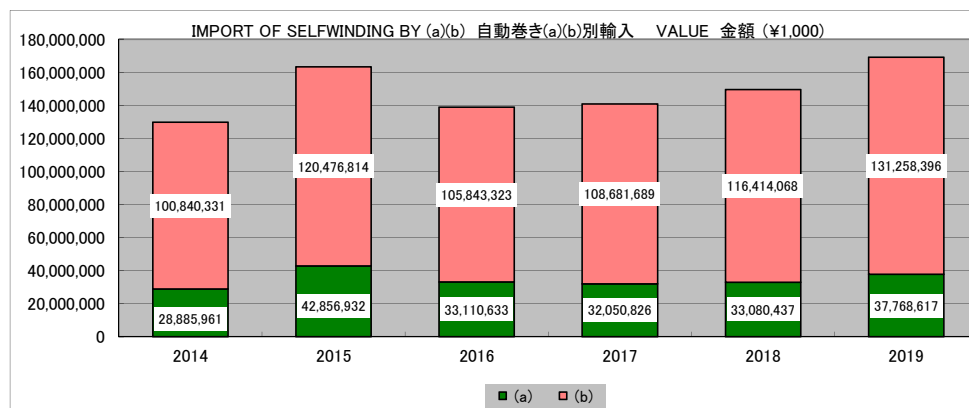
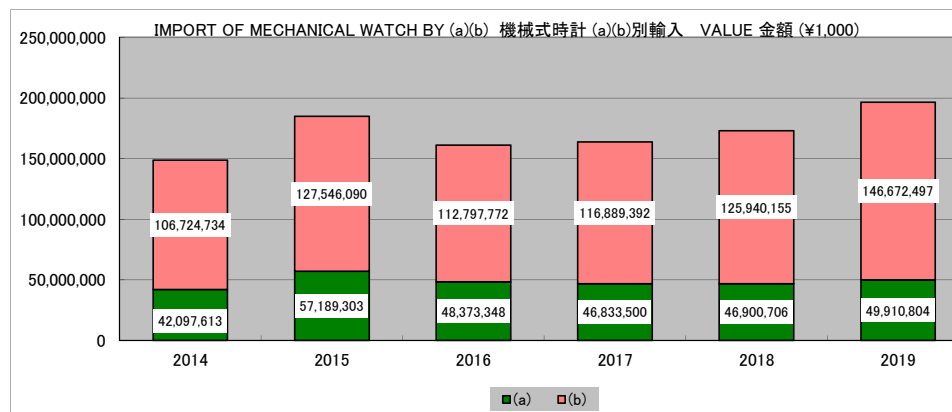
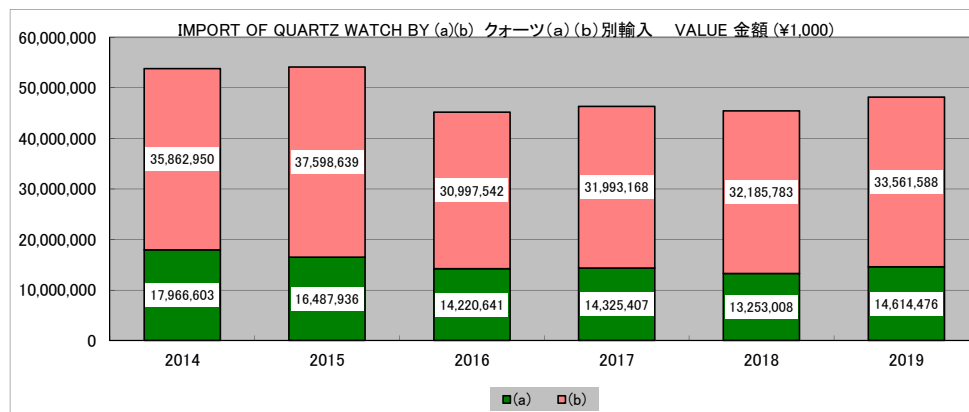
VALUE 金額 (¥1,000)

VALUE 金額	2014	2015	2016	2017	2018	2019
TOTAL QUARTZ WATCH	53,829,553	54,086,575	45,218,183	46,318,575	45,438,791	48,176,064
QUARTZ (a)	17,966,603	16,487,936	14,220,641	14,325,407	13,253,008	14,614,476
QUARTZ (b)	35,862,950	37,598,639	30,997,542	31,993,168	32,185,783	33,561,588
TOTAL MECHANICAL WATCH	148,822,347	184,735,393	161,171,120	163,722,892	172,840,861	196,583,301
MECHANICAL WATCH (a)	42,097,613	57,189,303	48,373,348	46,833,500	46,900,706	49,910,804
MECHANICAL WATCH (b)	106,724,734	127,546,090	112,797,772	116,889,392	125,940,155	146,672,497
-) TOTAL SELFWINDING	129,726,292	163,333,746	138,953,956	140,732,515	149,494,505	169,027,013
SELFWINDING (a)	28,885,961	42,856,932	33,110,633	32,050,826	33,080,437	37,768,617
SELFWINDING (b)	100,840,331	120,476,814	105,843,323	108,681,689	116,414,068	131,258,396
-) TOTAL OTHER MECHANICAL	19,096,055	21,401,647	22,217,164	22,990,377	23,346,356	27,556,288
OTHER MECHANICAL (a)	13,211,652	14,332,371	15,262,715	14,782,674	13,820,269	12,142,187
OTHER MECHANICAL (b)	5,884,403	7,069,276	6,954,449	8,207,703	9,526,087	15,414,101
TOTAL WRIST WATCH	202,651,900	238,821,968	206,389,303	210,041,467	218,279,652	244,759,365

Figures are based on the fixed annual data.
確定値を基に作成。

Wrist Watch does not include Pocket & Stopwatch.
懐中時計、ストップウォッチは含まず

Watch (a) = with case of precious metal or of metal clad with precious metal.
ケースに貴金属又は貴金属を張った金属を使用したもの(金、プラチナ等の貴金属又はメッキ加工を施したもの等)
Watch (b) = without case of precious metal or of metal clad with precious metal.
ケースに貴金属又は貴金属を張った金属を使用していないもの(ステンレス・スチール、チタニウム、アルミニウム等)



AVERAGE OF UNIT PRICE 平均輸入単価 (¥EN)

	2014	2015	2016	2017	2018	2019
QUARTZ WATCH	59,413	59,519	55,287	53,884	59,686	66,524
MECHANICAL WATCH	342,781	396,158	379,892	382,494	395,984	411,603
- SELFWINDING	321,066	370,227	347,902	350,479	366,847	384,061
- OTHER MECHANICAL	634,147	851,095	894,087	867,660	805,825	734,854
TOTAL WATCH	151,211	173,683	166,156	163,121	182,236	203,661

NOTE : Figures are based on the fixed annual data. 確定値を基に作成。

