

## スイス時計輸入の推移 : Import of Swiss Watches to Japan

Table 1	スイスから日本への輸入(数量・金額) : Import from Switzerland into Japan (Quantity / Value)
Table 2	腕時計とムーブメントの輸入(数量・金額) : Import of Wrist Watch & Movement (Quantity / Value)
Table 3	腕時計(a)(b)別輸入(数量・金額) : Import of Wrist Watch by (a)(b) (Quantity / Value)
Table 4	腕時計機種別輸入(数量・金額) : Import of Wrist Watch by Type (Quantity / Value)
Table 5	機種別、(a)(b)別輸入(数量) : Import of Wrist Watch by Type and by (a)(b) (Quantity)
Table 6	機種別、(a)(b)別輸入(金額) : Import of Wrist Watch by Type and by (a)(b) (Value)
Table 7	平均輸入単価 : Average of Unit Price

**March 2023**

資料: 財務省日本貿易統計 Source: Ministry of Finance Japan

作成: スイス時計協会 FH By FH-Tokyo

Imports of Swiss Watch : スイスから日本への輸入統計

QUANTITY : 数量(PCS)	2016	2017	2018	2019	2020	2021	2022
<b>GRAND TOTAL</b>	1,428,085	1,453,401	1,378,755	1,368,800	791,286	777,095	818,859
WRIST WATCH	1,242,143	1,287,639	1,197,785	1,201,797	635,090	629,443	687,257
MOVEMENT	185,942	165,762	180,970	167,003	156,196	147,652	131,602
<b>TOTAL QUARTZ</b>	971,940	991,088	903,011	855,225	464,343	439,942	453,257
WRIST WATCH	817,888	859,599	761,301	724,193	342,419	326,403	349,447
MOVEMENT	154,052	131,489	141,710	131,032	121,924	113,539	103,810
-) ANALOG	962,575	980,012	893,860	838,456	459,223	435,926	443,656
WRIST WATCH	808,879	849,120	752,269	707,702	337,322	322,592	339,967
MOVEMENT	153,696	130,892	141,591	130,754	121,901	113,334	103,689
-) LED/LCD	5,674	9,282	4,015	11,953	3,110	1,795	1,786
WRIST WATCH	5,574	9,282	4,015	11,918	3,110	1,615	1,786
MOVEMENT	100	0	0	35	0	180	0
-) OTHER QUARTZ	3,691	1,794	5,136	4,816	2,010	2,221	7,815
WRIST WATCH	3,435	1,197	5,017	4,573	1,987	2,196	7,694
MOVEMENT	256	597	119	243	23	25	121
<b>TOTAL MECHANICAL</b>	456,145	462,313	475,744	513,575	326,943	337,153	365,602
WRIST WATCH	424,255	428,040	436,484	477,604	292,671	303,040	337,810
MOVEMENT	31,890	34,273	39,260	35,971	34,272	34,113	27,792
-) SELFWINDING	430,352	434,845	445,694	475,092	309,362	315,837	346,970
WRIST WATCH	399,406	401,543	407,512	440,105	276,174	283,071	320,082
MOVEMENT	30,946	33,302	38,182	34,987	33,188	32,766	26,888
-) OTHERS	25,793	27,468	30,050	38,483	17,581	21,316	18,632
WRIST WATCH	24,849	26,497	28,972	37,499	16,497	19,969	17,728
MOVEMENT	944	971	1,078	984	1,084	1,347	904

VALUE : 金額 (¥1,000)	2016	2017	2018	2019	2020	2021	2022
<b>GRAND TOTAL</b>	208,159,994	211,909,673	220,327,838	246,631,431	179,814,263	214,417,803	273,703,003
WRIST WATCH	206,389,303	210,041,467	218,279,652	244,759,365	177,964,638	212,537,172	271,667,118
MOVEMENT	1,770,691	1,868,206	2,048,186	1,872,066	1,849,625	1,880,631	2,035,885
<b>TOTAL QUARTZ</b>	46,087,455	47,118,624	46,225,128	48,983,830	30,296,562	33,385,744	41,180,534
WRIST WATCH	45,218,183	46,318,575	45,438,791	48,176,064	29,604,721	32,637,053	40,373,825
MOVEMENT	869,272	800,049	786,337	807,766	691,841	748,691	806,709
-) ANALOG	45,905,016	46,918,606	46,039,316	48,837,218	30,114,639	33,229,251	40,873,123
WRIST WATCH	45,042,423	46,125,402	45,253,517	48,031,434	29,423,042	32,481,156	40,067,389
MOVEMENT	862,593	793,204	785,799	805,784	691,597	748,095	805,734
-) LED/LCD	56,986	115,942	49,754	67,820	73,541	43,236	69,684
WRIST WATCH	56,785	115,942	49,754	67,410	73,541	42,900	69,684
MOVEMENT	201	0	0	410	0	336	0
-) OTHER QUARTZ	125,453	84,076	136,058	78,792	108,382	113,257	237,727
WRIST WATCH	118,975	77,231	135,520	77,220	108,138	112,997	236,752
MOVEMENT	6,478	845	538	1,572	244	260	975
<b>TOTAL MECHANICAL</b>	162,072,539	164,791,049	174,102,710	197,647,601	149,517,701	181,032,059	232,522,469
WRIST WATCH	161,171,120	163,722,892	172,840,861	196,583,301	148,359,917	179,900,119	231,293,293
MOVEMENT	901,419	1,068,157	1,261,849	1,064,300	1,157,784	1,131,940	1,229,176
-) SELFWINDING	139,814,658	141,750,042	150,691,961	170,045,132	132,640,157	157,795,470	205,734,665
WRIST WATCH	138,953,956	140,732,515	149,494,505	169,027,013	131,513,949	156,711,206	204,541,497
MOVEMENT	860,702	1,017,527	1,197,456	1,018,119	1,126,208	1,084,264	1,193,168
-) OTHERS	22,257,881	23,041,007	23,410,749	27,602,469	16,877,544	23,236,589	26,787,804
WRIST WATCH	22,217,164	22,990,377	23,346,356	27,556,288	16,845,968	23,188,913	26,751,796
MOVEMENT	40,717	50,630	64,393	46,181	31,576	47,676	36,008

NOTE : The above Wrist Watch does not include Pocket & Stopwatch. 懐中時計、ストップウォッチは含まず。

\* Figures for 2022 are based on the provisional data. 2022年に関しては速報値を基に作成。

SOURCE : MINISTRY OF FINANCE JAPAN 財務省貿易統計

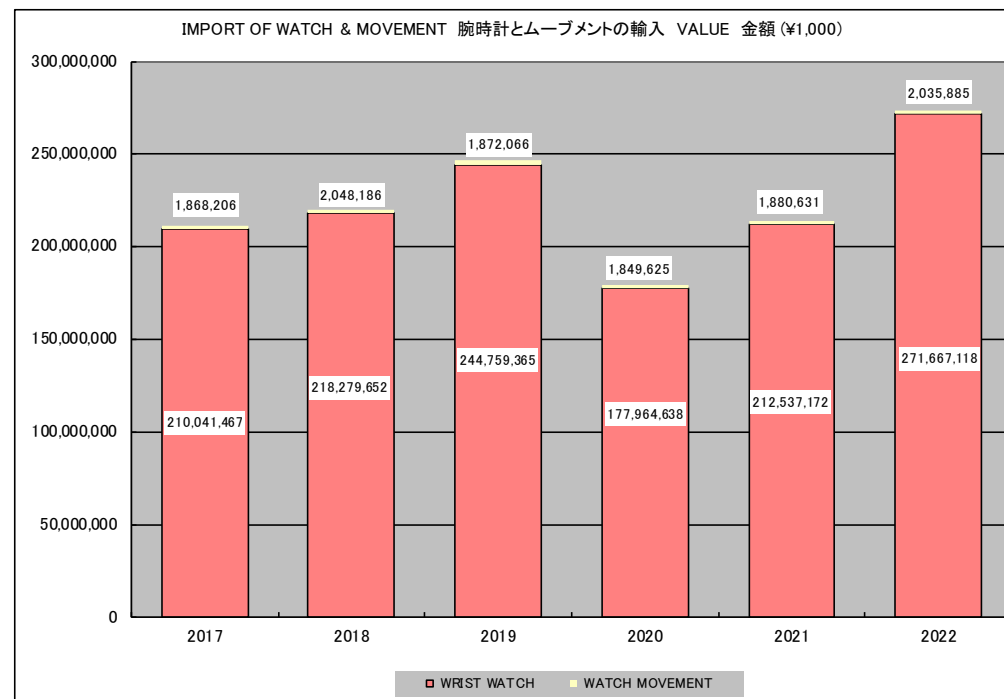
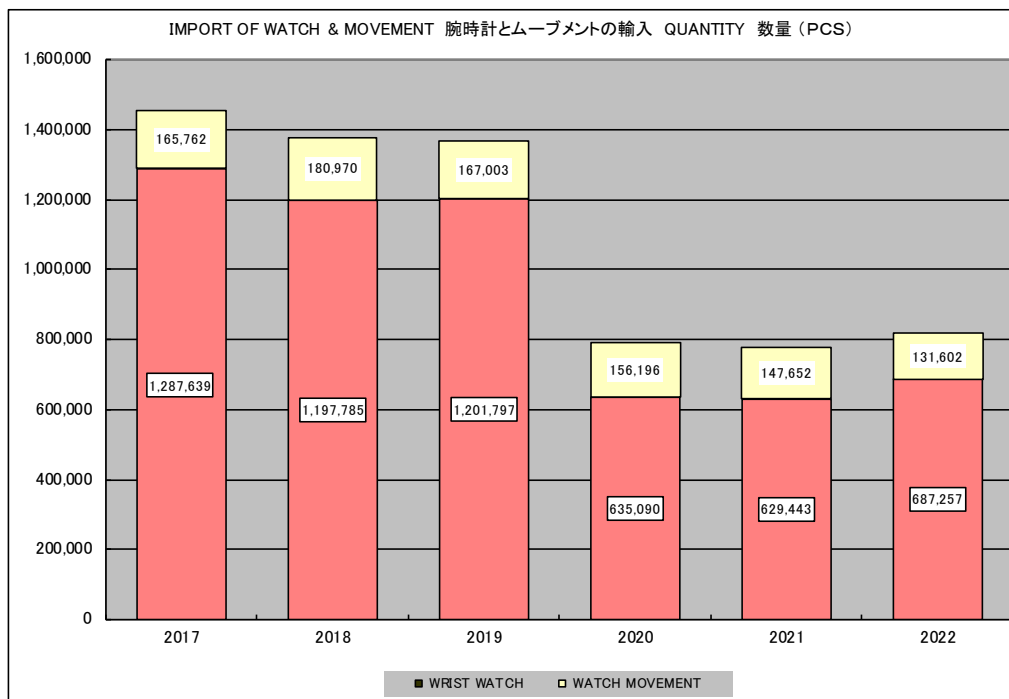
IMPORT OF WRIST WATCH & MOVEMENT : 腕時計とムーブメントの輸入

QUANTITY 数量 (PCS) VALUE 金額 (¥1,000)

	2017		2018		2019		2020		2021		2022	
	QUANTITY	VALUE	QUANTITY	VALUE	QUANTITY	VALUE	QUANTITY	VALUE	QUANTITY	VALUE	QUANTITY	VALUE
WRIST WATCH	1,287,639	210,041,467	1,197,785	218,279,652	1,201,797	244,759,365	635,090	177,964,638	629,443	212,537,172	687,257	271,667,118
WATCH MOVEMENT	165,762	1,868,206	180,970	2,048,186	167,003	1,872,066	156,196	1,849,625	147,652	1,880,631	131,602	2,035,885
GRAND TOTAL	1,453,401	211,909,673	1,378,755	220,327,838	1,368,800	246,631,431	791,286	179,814,263	777,095	214,417,803	818,859	273,703,003

NOTE : Wrist Watch does not include Pocket & Stopwatch. 懐中時計、ストップウォッチは含まず。

\* Figures for 2022 are based on the provisional data. 2022年に関しては速報値を基に作成。



IMPORT OF WRIST WATCH BY (a) (b) 腕時計 (a) (b)別輸入

QUANTITY 数量 (PCS) VALUE 金額 (¥1,000)

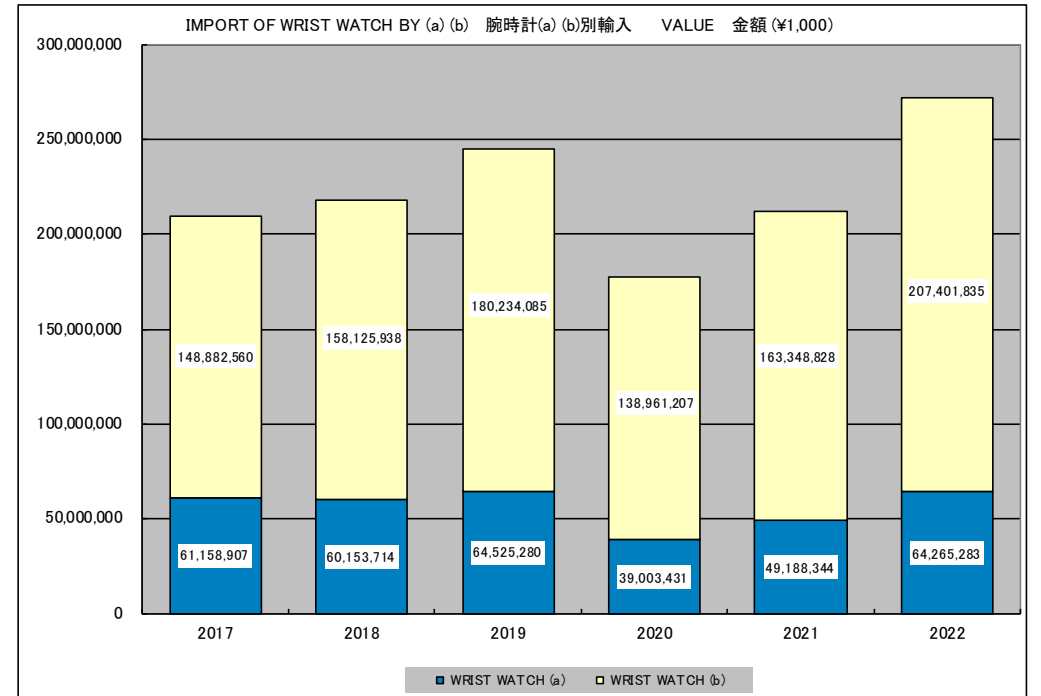
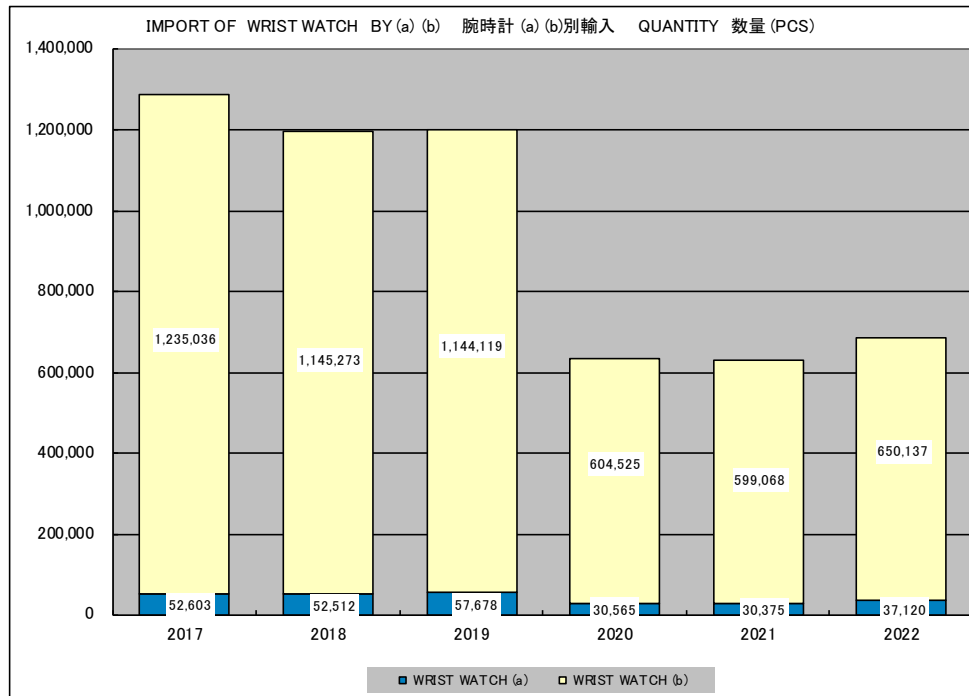
	2017		2018		2019		2020		2021		2022	
	QUANTITY	VALUE	QUANTITY	VALUE	QUANTITY	VALUE	QUANTITY	VALUE	QUANTITY	VALUE	QUANTITY	VALUE
WRIST WATCH (a)	52,603	61,158,907	52,512	60,153,714	57,678	64,525,280	30,565	39,003,431	30,375	49,188,344	37,120	64,265,283
WRIST WATCH (b)	1,235,036	148,882,560	1,145,273	158,125,938	1,144,119	180,234,085	604,525	138,961,207	599,068	163,348,828	650,137	207,401,835
TOTAL WRIST WATCH (a)+(b)	1,287,639	210,041,467	1,197,785	218,279,652	1,201,797	244,759,365	635,090	177,964,638	629,443	212,537,172	687,257	271,667,118

NOTE : Wrist Watch does not include Pocket & Stopwatch. 懐中時計、ストップウォッチは含まず。

\* Figures for 2022 are based on the provisional data. 2022年に関しては速報値を基に作成。

Watch (a) = with case of precious metal or of metal clad with precious metal. ケースに貴金属又は貴金属を張った金属を使用したもの。(金、プラチナ等の貴金属又はメッキ加工を施したもの等)

Watch (b) = without case of precious metal or of metal clad with precious metal. ケースに貴金属又は貴金属を張った金属を使用しないもの。(ステンレス・スチール、チタニウム、アルミニウム等)

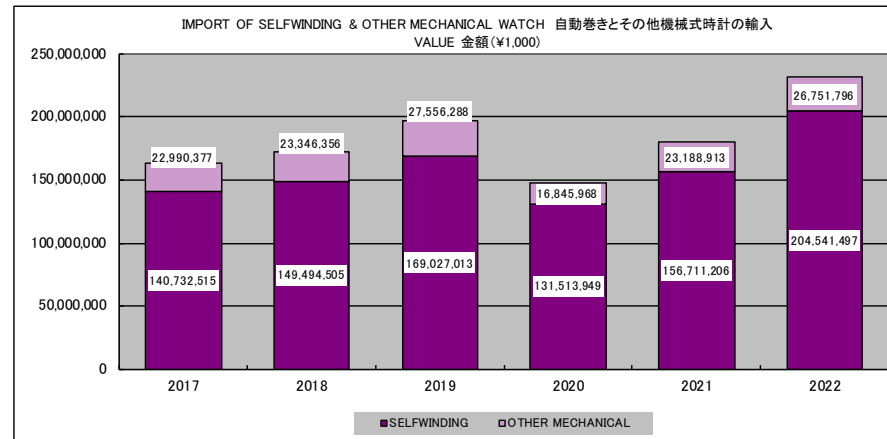
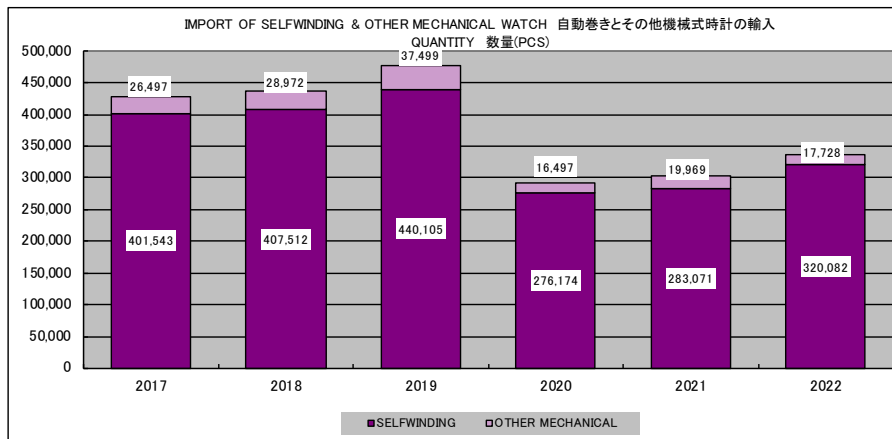
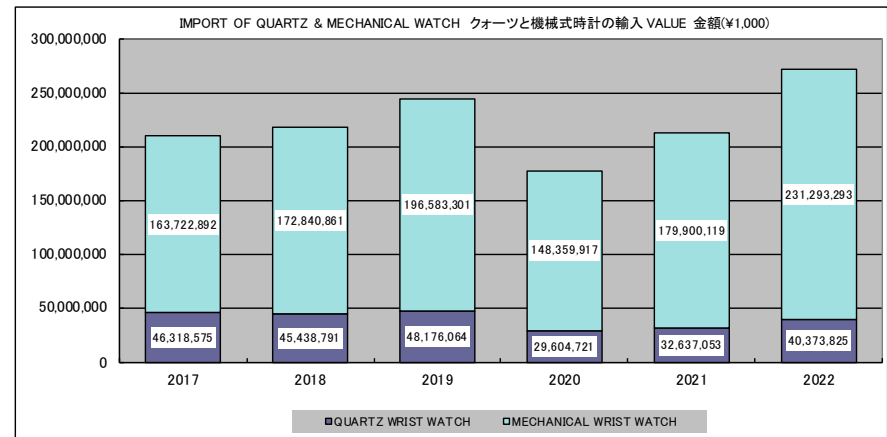
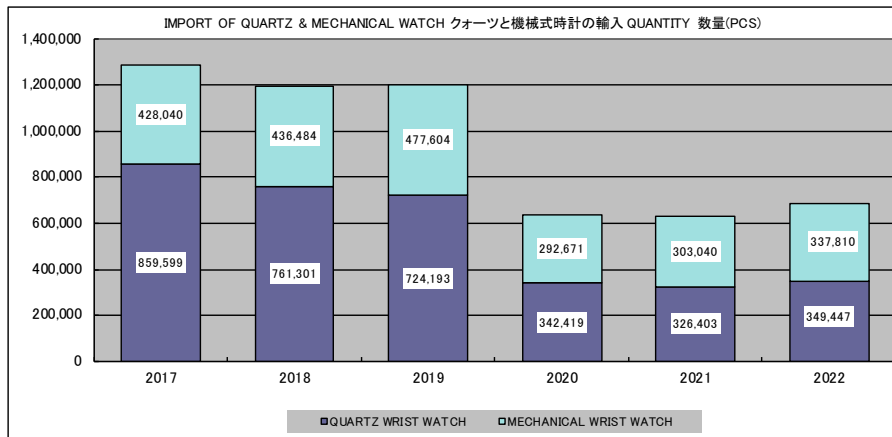


IMPORT OF WRIST WATCH BY TYPE : 腕時計機種別輸入

QUANTITY 数量 ( PCS ) VALUE 金額 ( ¥1,000 )

	2017		2018		2019		2020		2021		2022	
	QUANTITY	VALUE	QUANTITY	VALUE	QUANTITY	VALUE	QUANTITY	VALUE	QUANTITY	VALUE	QUANTITY	VALUE
QUARTZ WRIST WATCH	859,599	46,318,575	761,301	45,438,791	724,193	48,176,064	342,419	29,604,721	326,403	32,637,053	349,447	40,373,825
ANALOG	849,120	46,125,402	752,269	45,253,517	707,702	48,031,434	337,322	29,423,042	322,592	32,481,156	339,967	40,067,389
LED/LCD	9,282	115,942	4,015	49,754	11,918	67,410	3,110	73,541	1,615	42,900	1,786	69,684
OTHER QUARTZ	1,197	77,231	5,017	135,520	4,573	77,220	1,987	108,138	2,196	112,997	7,694	236,752
MECHANICAL WRIST WATCH	428,040	163,722,892	436,484	172,840,861	477,604	196,583,301	292,671	148,359,917	303,040	179,900,119	337,810	231,293,293
SELFWINDING	401,543	140,732,515	407,512	149,494,505	440,105	169,027,013	276,174	131,513,949	283,071	156,711,206	320,082	204,541,497
OTHER MECHANICAL	26,497	22,990,377	28,972	23,346,356	37,499	27,556,288	16,497	16,845,968	19,969	23,188,913	17,728	26,751,796
TOTAL WRIST WATCH	1,287,639	210,041,467	1,197,785	218,279,652	1,201,797	244,759,365	635,090	177,964,638	629,443	212,537,172	687,257	271,667,118

NOTE : Wrist Watch does not include Pocket & Stopwatch. 懐中時計、ストップウォッチは含まず。  
 \* Figures for 2022 are based on the provisional data. 2022年に関しては速報値を基に作成。



IMPORT OF WRIST WATCH BY TYPE AND BY (a) (b) 機種別、(a) (b) 別輸入

QUANTITY 数量 (PCS)

QUANTITY 数量	2017	2018	2019	2020	2021	2022
TOTAL QUARTZ WATCH	859,599	761,301	724,193	342,419	326,403	349,447
QUARTZ (a)	22,669	18,719	17,384	10,963	11,240	14,226
QUARTZ (b)	836,930	742,582	706,809	331,456	315,163	335,221
TOTAL MECHANICAL WATCH	428,040	436,484	477,604	292,671	303,040	337,810
MECHANICAL WATCH (a)	29,934	33,793	40,294	19,602	19,135	22,894
MECHANICAL WATCH (b)	398,106	402,691	437,310	273,069	283,905	314,916
-) TOTAL SELFWINDING	401,543	407,512	440,105	276,174	283,071	320,082
SELFWINDING (a)	21,752	25,171	31,452	16,640	16,026	18,864
SELFWINDING (b)	379,791	382,341	408,653	259,534	267,045	301,218
-) TOTAL OTHER MECHANICAL	26,497	28,972	37,499	16,497	19,969	17,728
OTHER MECHANICAL (a)	8,182	8,622	8,842	2,962	3,109	4,030
OTHER MECHANICAL (b)	18,315	20,350	28,657	13,535	16,860	13,698
TOTAL WRIST WATCH	1,287,639	1,197,785	1,201,797	635,090	629,443	687,257

\* Figures for 2022 are based on the provisional data.  
2022年に関しては速報値を基に作成。

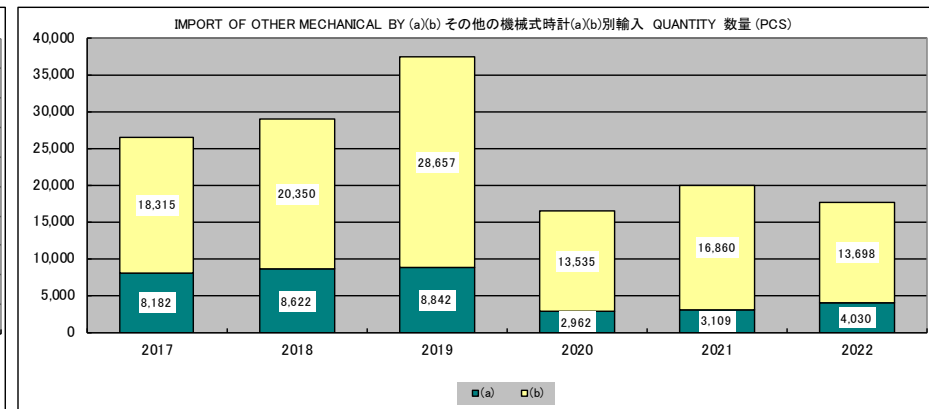
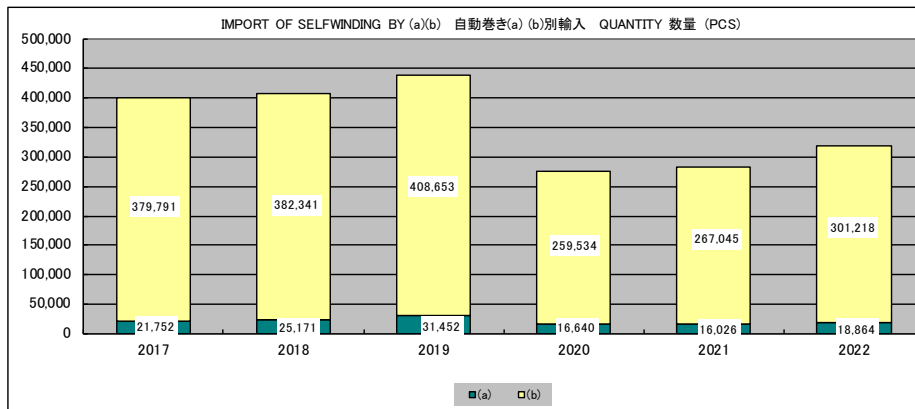
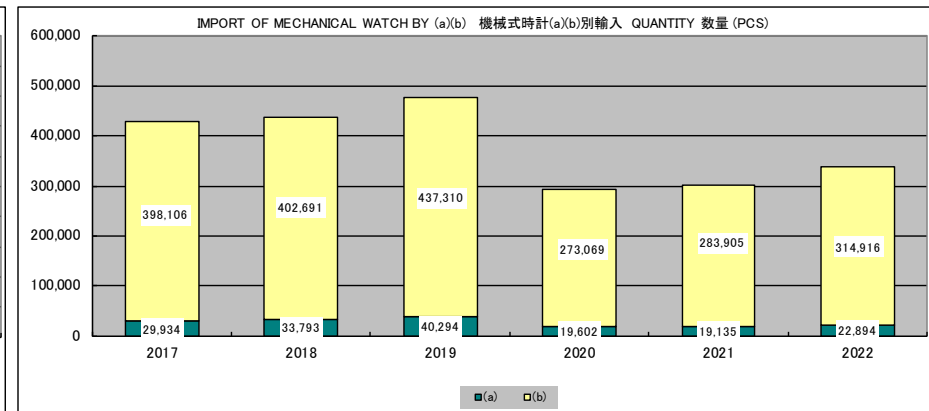
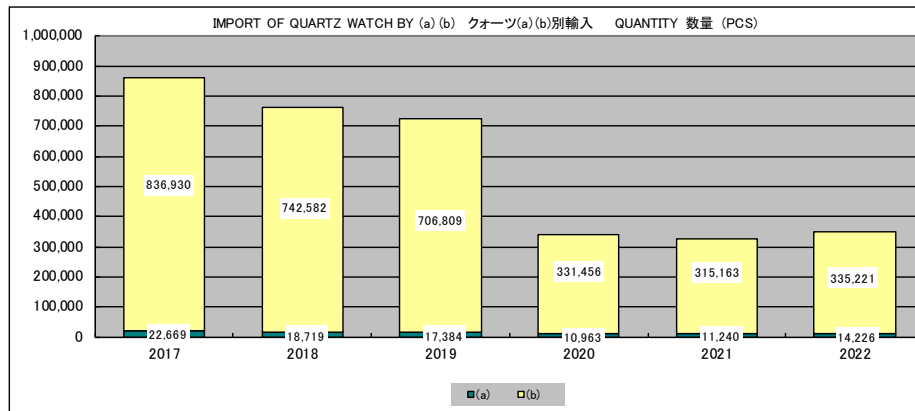
Wrist Watch does not include Pocket & Stopwatch.  
懐中時計、ストップウォッチは含まず

Watch (a) = with case of precious metal or of metal clad with precious metal.

ケースに貴金属又は貴金属を張った金属を使用したもの  
(金、プラチナ等の貴金属又はメッキ加工を施したもの等)

Watch (b) = without case of precious metal or of metal clad with precious metal.

ケースに貴金属又は貴金属を張った金属を使用していないもの  
(ステンレス・スチール、チタニウム、アルミニウム等)



IMPORT OF WRIST WATCH BY TYPE AND BY (a) (b) 機種別、(a) (b) 別輸入

VALUE 金額 (¥1,000)

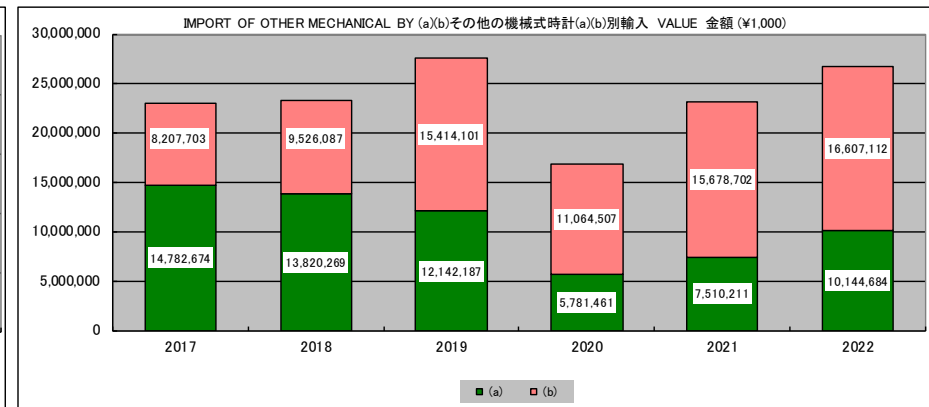
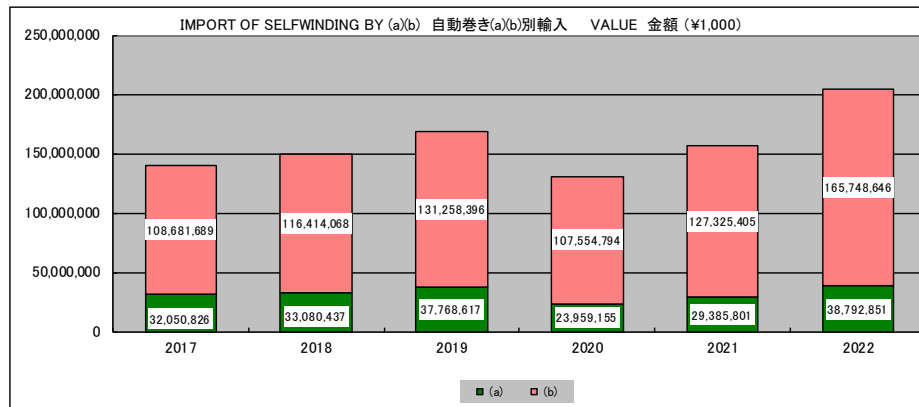
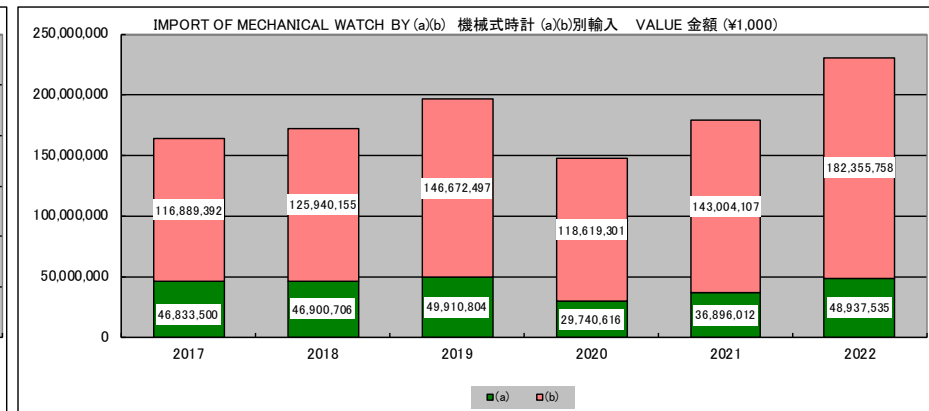
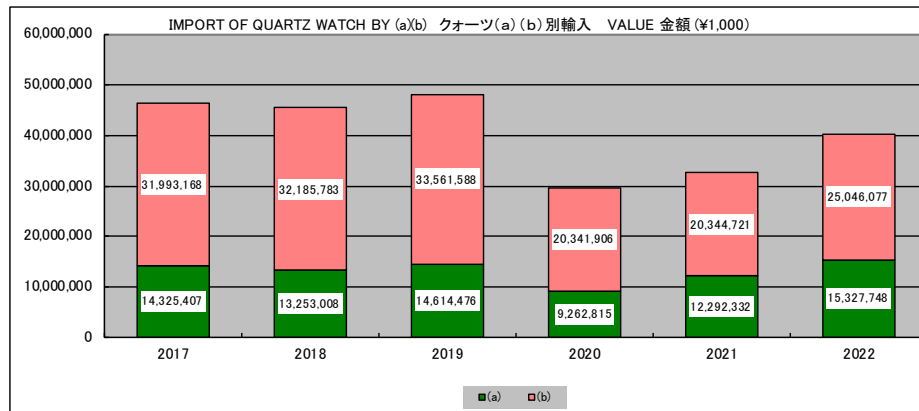
VALUE 金額	2017	2018	2019	2020	2021	2022
TOTAL QUARTZ WATCH	46,318,575	45,438,791	48,176,064	29,604,721	32,637,053	40,373,825
QUARTZ (a)	14,325,407	13,253,008	14,614,478	9,262,815	12,292,332	15,327,748
QUARTZ (b)	31,993,168	32,185,783	33,561,588	20,341,906	20,344,721	25,046,077
TOTAL MECHANICAL WATCH	163,722,892	172,840,861	196,583,301	148,359,917	179,900,119	231,293,293
MECHANICAL WATCH (a)	46,833,500	46,900,706	49,910,804	29,740,616	36,896,012	48,937,535
MECHANICAL WATCH (b)	116,889,392	125,940,155	146,672,497	118,619,301	143,004,107	182,355,758
-) TOTAL SELFWINDING	140,732,515	149,494,505	169,027,013	131,513,949	156,711,206	204,541,497
SELFWINDING (a)	32,050,826	33,080,437	37,768,617	23,959,155	29,385,801	38,792,851
SELFWINDING (b)	108,681,689	116,414,068	131,258,396	107,554,794	127,325,405	165,748,646
-) TOTAL OTHER MECHANICAL	22,990,377	23,346,356	27,556,288	16,845,968	23,188,913	26,751,796
OTHER MECHANICAL (a)	14,782,674	13,820,269	12,142,187	5,781,461	7,510,211	10,144,684
OTHER MECHANICAL (b)	8,207,703	9,526,087	15,414,101	11,064,507	15,678,702	16,607,112
TOTAL WRIST WATCH	210,041,467	218,279,652	244,759,365	177,964,638	212,537,172	271,667,118

\* Figures for 2022 are based on the provisional data.  
2022年に関しては速報値を基に作成。

Wrist Watch does not include Pocket & Stopwatch.  
懐中時計、ストップウォッチは含まず

Watch (a) = with case of precious metal or of metal clad with precious metal.  
ケースに貴金属又は貴金属を張った金属を使用したもの  
(金、プラチナ等の貴金属又はメッキ加工を施したもの等)

Watch (b) = without case of precious metal or of metal clad with precious metal.  
ケースに貴金属又は貴金属を張った金属を使用していないもの  
(ステンレス・スチール、チタニウム、アルミニウム等)



AVERAGE OF UNIT PRICE 平均輸入単価 (¥EN)

	2017	2018	2019	2020	2021	2022
QUARTZ WATCH	53,884	59,686	66,524	86,458	99,990	115,536
MECHANICAL WATCH	382,494	395,984	411,603	506,917	593,651	684,685
- SELFWINDING	350,479	366,847	384,061	476,200	553,611	639,028
- OTHER MECHANICAL	867,660	805,825	734,854	1,021,153	1,161,246	1,509,014
TOTAL WATCH	163,121	182,236	203,661	280,220	337,659	395,292

NOTE : \* Figures for 2022 are based on the provisional data. 2022年に関しては速報値を基に作成。

