

スイス時計輸入の推移： Import of Swiss Watches to Japan

Table 1	スイスから日本への輸入(数量・金額)： Import from Switzerland into Japan (Quantity / Value)
Table 2	腕時計とムーブメントの輸入(数量・金額)： Import of Wrist Watch & Movement (Quantity / Value)
Table 3	腕時計(a)(b)別輸入(数量・金額)： Import of Wrist Watch by (a)(b)(Quantity / Value)
Table 4	腕時計機種別輸入(数量・金額)： Import of Wrist Watch by Type (Quantity / Value)
Table 5	機種別、(a)(b)別輸入(数量)： Import of Wrist Watch by Type and by (a)(b)(Quantity)
Table 6	機種別、(a)(b)別輸入(金額)： Import of Wrist Watch by Type and by (a)(b)(Value)
Table 7	平均輸入単価： Average of Unit Price

February 2025

資料： 財務省日本貿易統計 Source : Ministry of Finance Japan

作成： スイス時計協会 FH By FH-Tokyo

Imports of Swiss Watch : スイスから日本への輸入統計

QUANTITY : 数量 (PCS)	2018	2019	2020	2021	2022	2023	2024 *
GRAND TOTAL	1,378,755	1,368,800	791,286	777,095	832,797	883,582	877,369
WRIST WATCH	1,197,785	1,201,797	635,090	629,443	699,835	762,514	766,508
MOVEMENT	180,970	167,003	156,196	147,652	132,962	121,068	110,861
TOTAL QUARTZ	903,011	855,225	464,343	439,942	463,402	500,570	475,011
WRIST WATCH	761,301	724,193	342,419	326,403	358,232	400,454	386,499
MOVEMENT	141,710	131,032	121,924	113,539	105,170	100,116	88,512
-) ANALOG	893,860	838,456	459,223	435,926	453,697	496,469	471,409
WRIST WATCH	752,269	707,702	337,322	322,592	348,647	396,445	383,510
MOVEMENT	141,591	130,754	121,901	113,334	105,050	100,024	87,899
-) LED/LCD	4,015	11,953	3,110	1,795	1,891	1,141	1,118
WRIST WATCH	4,015	11,918	3,110	1,615	1,891	1,128	1,052
MOVEMENT	0	35	0	180	0	13	66
-) OTHER QUARTZ	5,136	4,816	2,010	2,221	7,814	2,960	2,484
WRIST WATCH	5,017	4,573	1,987	2,196	7,694	2,881	1,937
MOVEMENT	119	243	23	25	120	79	547
TOTAL MECHANICAL	475,744	513,575	326,943	337,153	369,395	383,012	402,358
WRIST WATCH	436,484	477,604	292,671	303,040	341,603	362,060	380,009
MOVEMENT	39,260	35,971	34,272	34,113	27,792	20,952	22,349
-) SELFWINDING	445,694	475,092	309,362	315,837	350,542	363,259	378,322
WRIST WATCH	407,512	440,105	276,174	283,071	323,654	343,571	357,406
MOVEMENT	38,182	34,987	33,188	32,766	26,888	19,688	20,916
-) OTHERS	30,050	38,483	17,581	21,316	18,853	19,753	24,036
WRIST WATCH	28,972	37,499	16,497	19,969	17,949	18,489	22,603
MOVEMENT	1,078	984	1,084	1,347	904	1,264	1,433

VALUE : 金額 (¥1,000)	2018	2019	2020	2021	2022	2023	2024 *
GRAND TOTAL	220,327,838	246,631,431	179,814,263	214,417,803	284,752,335	356,326,760	428,906,497
WRIST WATCH	218,279,652	244,759,365	177,964,638	212,537,172	282,709,772	354,152,865	426,299,404
MOVEMENT	2,048,186	1,872,066	1,849,625	1,880,631	2,042,563	2,173,895	2,607,093
TOTAL QUARTZ	46,225,128	48,983,830	30,296,562	33,385,744	46,785,934	52,449,734	61,505,412
WRIST WATCH	45,438,791	48,176,064	29,604,721	32,637,053	45,972,547	51,501,067	60,540,304
MOVEMENT	786,337	807,766	691,841	748,691	813,387	948,667	965,108
-) ANALOG	46,039,316	48,837,218	30,114,639	33,229,251	46,397,936	52,125,531	61,037,697
WRIST WATCH	45,253,517	48,031,434	29,423,042	32,481,156	45,585,132	51,179,836	60,090,322
MOVEMENT	785,799	805,784	691,597	748,095	812,804	945,695	947,375
-) LED/LCD	49,754	67,820	73,541	43,236	150,663	37,560	122,846
WRIST WATCH	49,754	67,410	73,541	42,900	150,663	35,068	113,394
MOVEMENT	0	410	0	336	0	2,492	9,452
-) OTHER QUARTZ	136,058	78,792	108,382	113,257	237,335	286,643	344,869
WRIST WATCH	135,520	77,220	108,138	112,997	236,752	286,163	336,588
MOVEMENT	538	1,572	244	260	583	480	821
TOTAL MECHANICAL	174,102,710	197,647,601	149,517,701	181,032,059	237,966,401	303,877,026	367,401,085
WRIST WATCH	172,840,861	196,583,301	148,359,917	179,900,119	236,737,225	302,651,798	365,759,100
MOVEMENT	1,261,849	1,064,300	1,157,784	1,131,940	1,229,176	1,225,228	1,641,985
-) SELFWINDING	150,691,961	170,045,132	132,640,157	157,795,470	210,408,226	268,951,532	322,242,844
WRIST WATCH	149,494,505	169,027,013	131,513,949	156,711,206	209,215,058	267,793,693	320,699,504
MOVEMENT	1,197,456	1,018,119	1,126,208	1,084,264	1,193,168	1,157,839	1,543,340
-) OTHERS	23,410,749	27,602,469	16,877,544	23,236,589	27,558,175	34,925,494	45,158,241
WRIST WATCH	23,346,356	27,556,288	16,845,968	23,188,913	27,522,167	34,858,105	45,059,596
MOVEMENT	64,393	46,181	31,576	47,676	36,008	67,389	98,645

NOTE : The above Wrist Watch does not include Pocket & Stopwatch. 懐中時計、ストップウォッチは含まず。

* Figures for 2024 are based on the provisional data. 2024年に関しては速報値を基に作成。

SOURCE : MINISTRY OF FINANCE JAPAN 財務省貿易統計

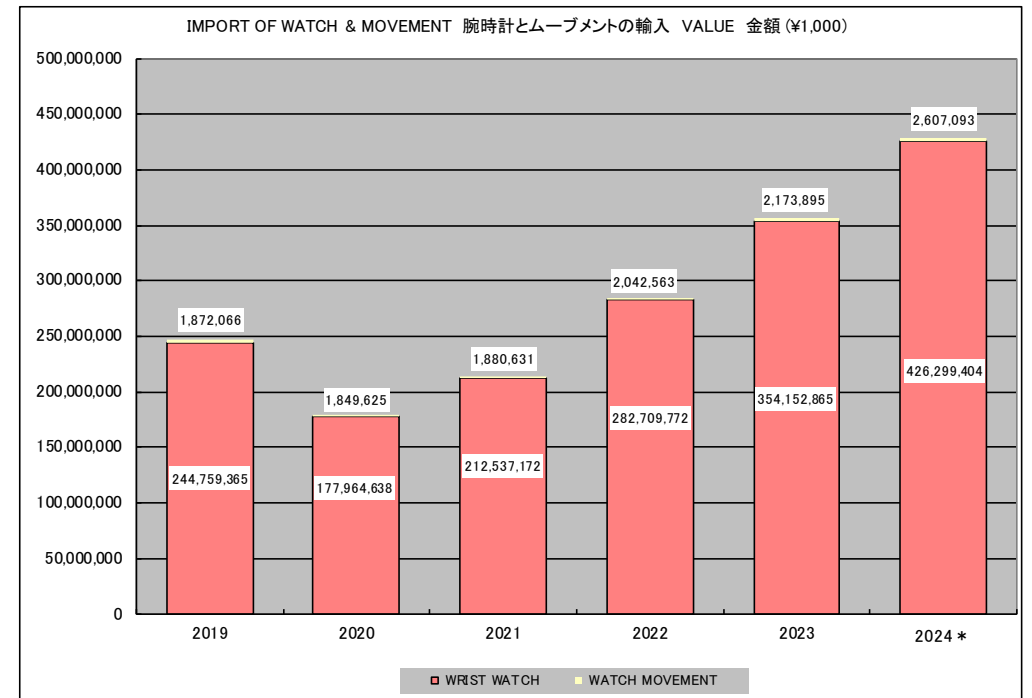
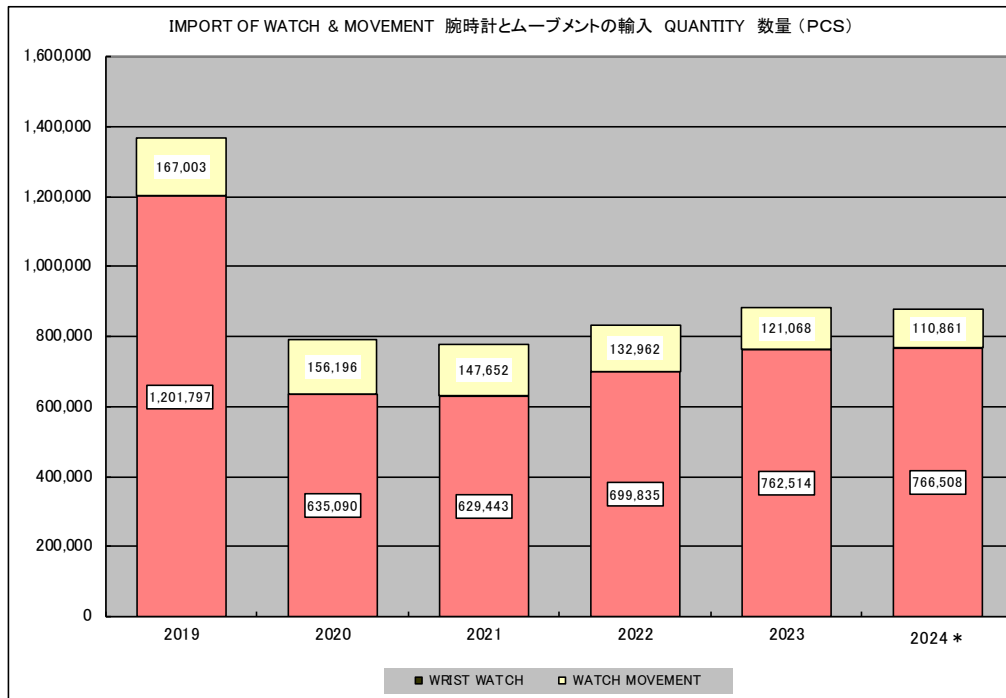
IMPORT OF WRIST WATCH & MOVEMENT : 腕時計とムーブメントの輸入

QUANTITY 数量 (PCS) VALUE 金額 (¥1,000)

	2019		2020		2021		2022		2023		2024 *	
	QUANTITY	VALUE	QUANTITY	VALUE	QUANTITY	VALUE	QUANTITY	VALUE	QUANTITY	VALUE	QUANTITY	VALUE
WRIST WATCH	1,201,797	244,759,365	635,090	177,964,638	629,443	212,537,172	699,835	282,709,772	762,514	354,152,865	766,508	426,299,404
WATCH MOVEMENT	167,003	1,872,066	156,196	1,849,625	147,652	1,880,631	132,962	2,042,563	121,068	2,173,895	110,861	2,607,093
GRAND TOTAL	1,368,800	246,631,431	791,286	179,814,263	777,095	214,417,803	832,797	284,752,335	883,582	356,326,760	877,369	428,906,497

NOTE : Wrist Watch does not include Pocket & Stopwatch. 懐中時計、ストップウォッチは含まず。

* Figures for 2024 are based on the provisional data. 2024年に関しては速報値を基に作成。



IMPORT OF WRIST WATCH BY (a) (b) 腕時計 (a) (b)別輸入

QUANTITY 数量 (PCS) VALUE 金額 (¥1,000)

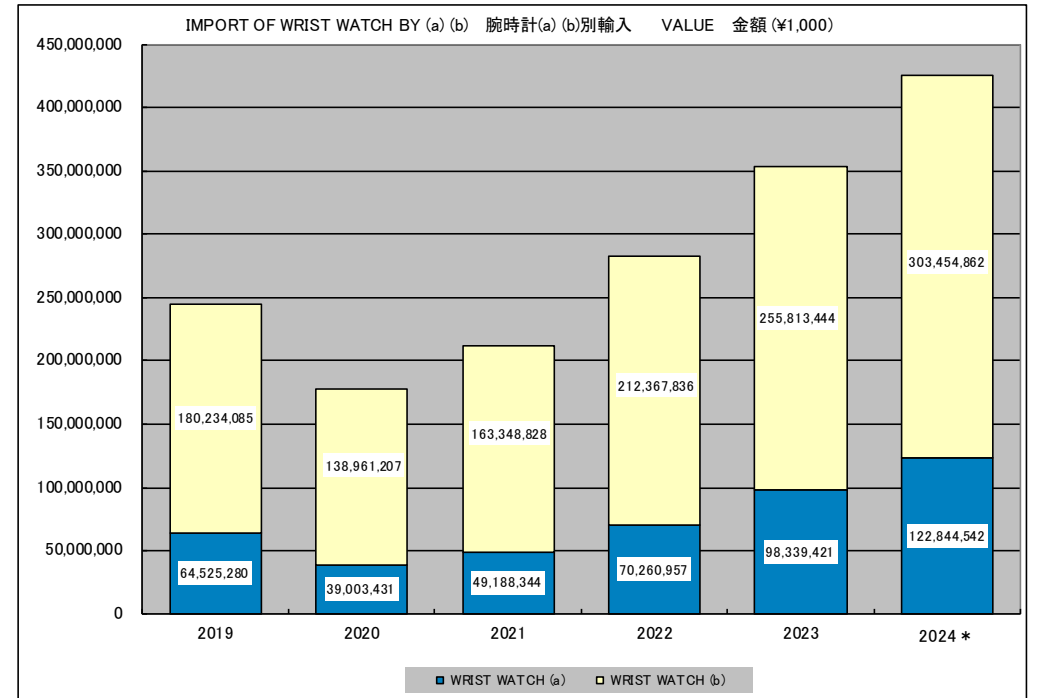
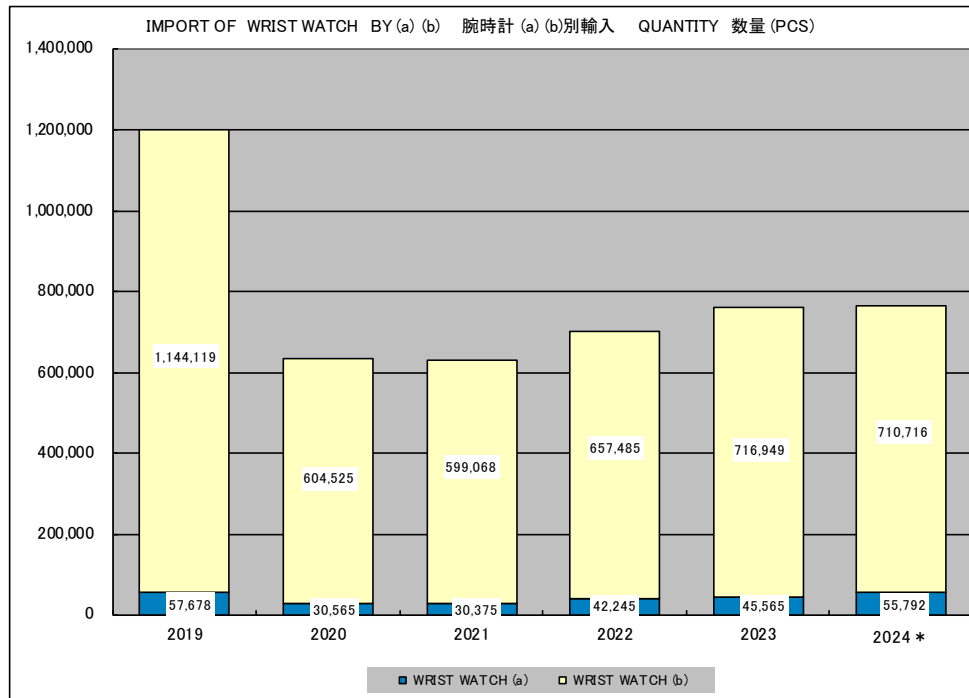
	2019		2020		2021		2022		2023		2024 *	
	QUANTITY	VALUE	QUANTITY	VALUE	QUANTITY	VALUE	QUANTITY	VALUE	QUANTITY	VALUE	QUANTITY	VALUE
WRIST WATCH (a)	57,678	64,525,280	30,565	39,003,431	30,375	49,188,344	42,245	70,260,957	45,565	98,339,421	55,792	122,844,542
WRIST WATCH (b)	1,144,119	180,234,085	604,525	138,961,207	599,068	163,348,828	657,485	212,367,836	716,949	255,813,444	710,716	303,454,862
TOTAL WRIST WATCH (a)+(b)	1,201,797	244,759,365	635,090	177,964,638	629,443	212,537,172	699,730	282,628,793	762,514	354,152,865	766,508	426,299,404

NOTE : Wrist Watch does not include Pocket & Stopwatch. 懐中時計、ストップウォッチは含まず。

* Figures for 2024 are based on the provisional data. 2024年に関しては速報値を基に作成。

Watch (a) = with case of precious metal or of metal clad with precious metal. ケースに貴金属又は貴金属を張った金属を使用したもの。(金、プラチナ等の貴金属又はメッキ加工を施したの等)

Watch (b) = without case of precious metal or of metal clad with precious metal. ケースに貴金属又は貴金属を張った金属を使用しないもの。(ステンレス・スチール、チタニウム、アルミニウム等)

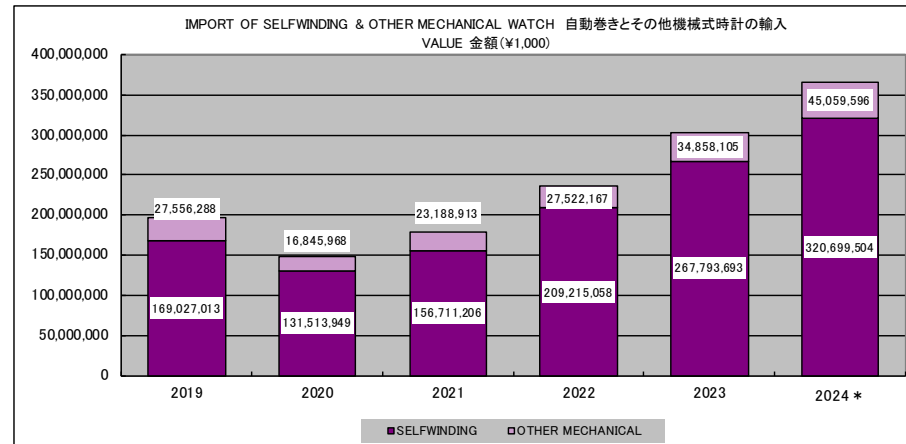
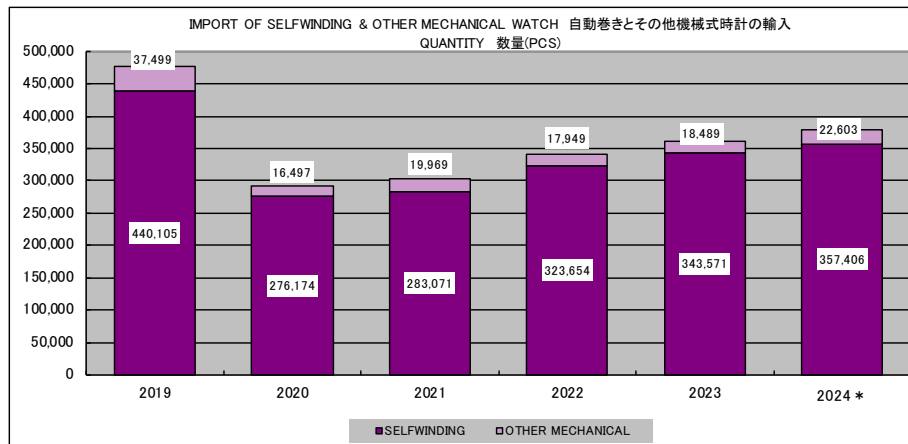
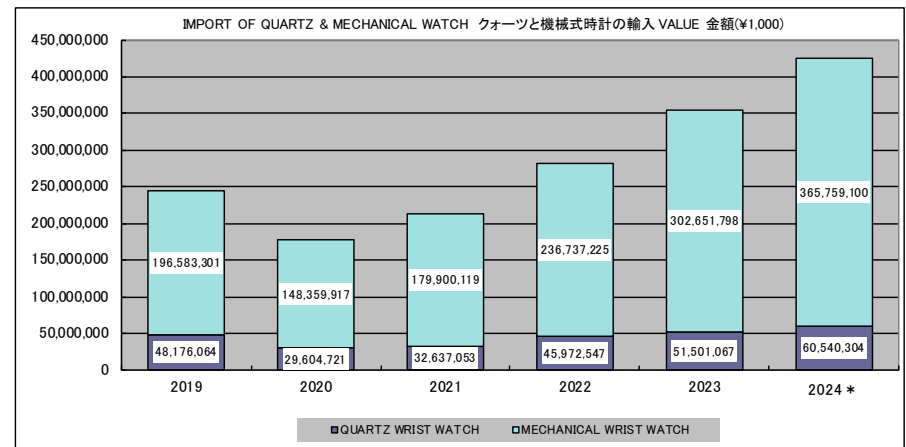
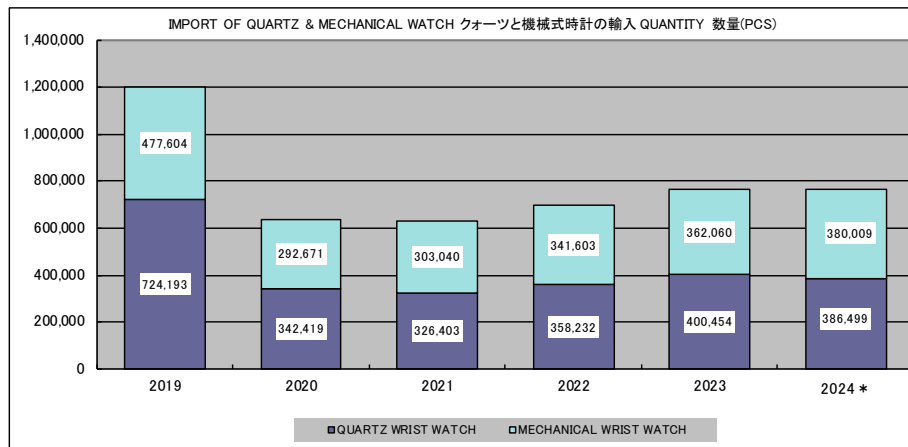


IMPORT OF WRIST WATCH BY TYPE : 腕時計機種別輸入

QUANTITY 数量 (PCS) VALUE 金額 (¥1,000)

	2019		2020		2021		2022		2023		2024 *	
	QUANTITY	VALUE	QUANTITY	VALUE	QUANTITY	VALUE	QUANTITY	VALUE	QUANTITY	VALUE	QUANTITY	VALUE
QUARTZ WRIST WATCH	724,193	48,176,064	342,419	29,604,721	326,403	32,637,053	358,232	45,972,547	400,454	51,501,067	386,499	60,540,304
ANALOG	707,702	48,031,434	337,322	29,423,042	322,592	32,481,156	348,647	45,585,132	396,445	51,179,836	383,510	60,090,322
LED/LCD	11,918	67,410	3,110	73,541	1,615	42,900	1,891	150,663	1,128	35,068	1,052	113,394
OTHER QUARTZ	4,573	77,220	1,987	108,138	2,196	112,997	7,694	236,752	2,881	286,163	1,937	336,588
MECHANICAL WRIST WATCH	477,604	196,583,301	292,671	148,359,917	303,040	179,900,119	341,603	236,737,225	362,060	302,651,798	380,009	365,759,100
SELFWINDING	440,105	169,027,013	276,174	131,513,949	283,071	156,711,206	323,654	209,215,058	343,571	267,793,693	357,406	320,699,504
OTHER MECHANICAL	37,499	27,556,288	16,497	16,845,968	19,969	23,188,913	17,949	27,522,167	18,489	34,858,105	22,603	45,059,596
TOTAL WRIST WATCH	1,201,797	244,759,365	635,090	177,964,638	629,443	212,537,172	699,835	282,709,772	762,514	354,152,865	766,508	426,299,404

NOTE : Wrist Watch does not include Pocket & Stopwatch. 懐中時計、ストップウォッチは含まず。
 * Figures for 2024 are based on the provisional data. 2024年に関しては速報値を基に作成。



IMPORT OF WRIST WATCH BY TYPE AND BY (a) (b) 機種別、(a) (b) 別輸入

QUANTITY 数量 (PCS)

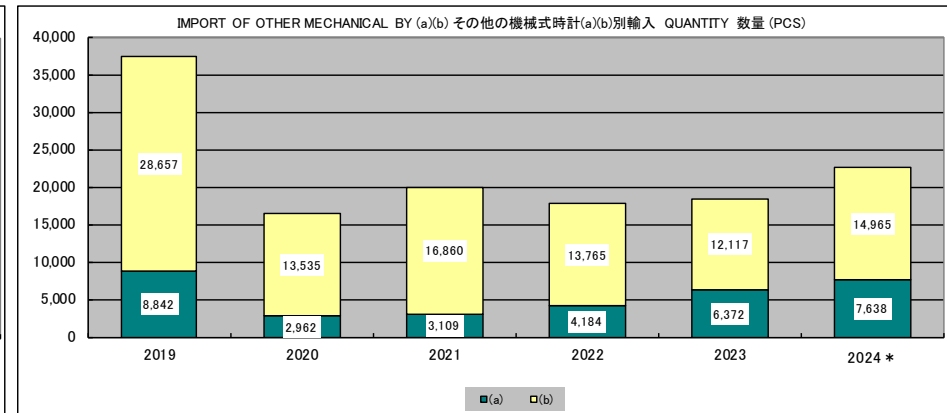
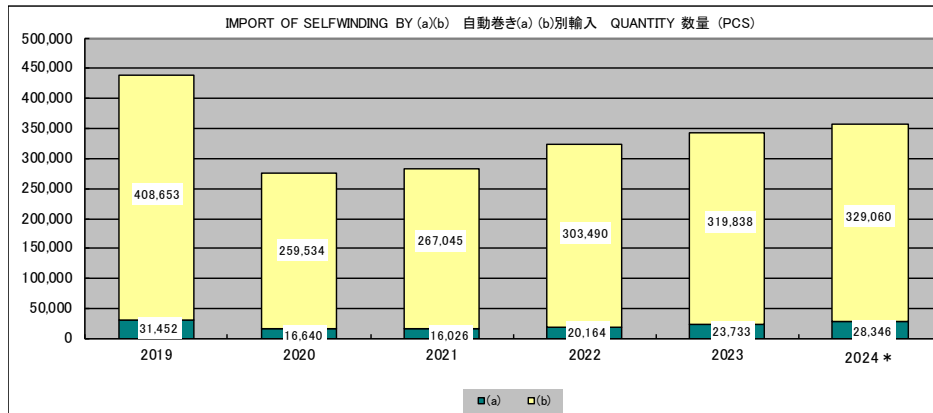
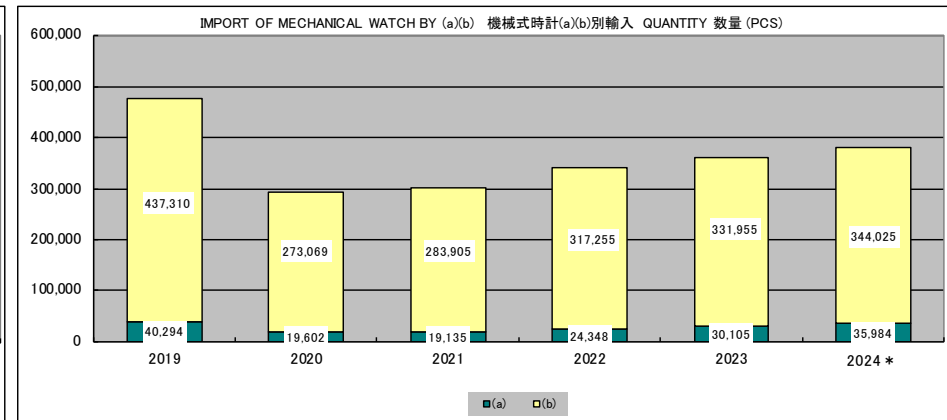
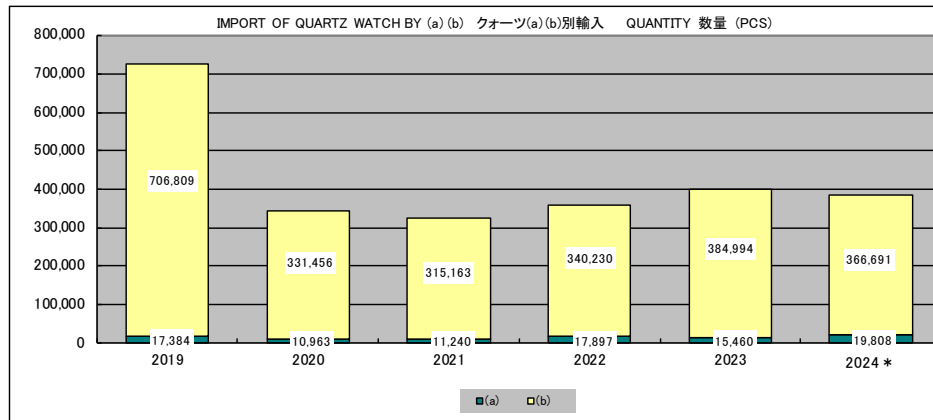
QUANTITY 数量	2019	2020	2021	2022	2023	2024 *
TOTAL QUARTZ WATCH	724,193	342,419	326,403	358,127	400,454	386,499
QUARTZ (a)	17,384	10,963	11,240	17,897	15,460	19,808
QUARTZ (b)	706,809	331,456	315,163	340,230	384,994	366,691
TOTAL MECHANICAL WATCH	477,604	292,671	303,040	341,603	362,060	380,009
MECHANICAL WATCH (a)	40,294	19,602	19,135	24,348	30,105	35,984
MECHANICAL WATCH (b)	437,310	273,069	283,905	317,255	331,955	344,025
-) TOTAL SELFWINDING	440,105	276,174	283,071	323,654	343,571	357,406
SELFWINDING (a)	31,452	16,640	16,026	20,164	23,733	28,346
SELFWINDING (b)	408,653	259,534	267,045	303,490	319,838	329,060
-) TOTAL OTHER MECHANICAL	37,499	16,497	19,969	17,949	18,489	22,603
OTHER MECHANICAL (a)	8,842	2,962	3,109	4,184	6,372	7,638
OTHER MECHANICAL (b)	28,657	13,535	16,860	13,765	12,117	14,965
TOTAL WRIST WATCH	1,201,797	635,090	629,443	699,730	762,514	766,508

* Figures for 2024 are based on the provisional data.
2024年に関しては速報値を基に作成。

Wrist Watch does not include Pocket & Stopwatch.
懐中時計、ストップウォッチは含まず

Watch (a) = with case of precious metal or of metal clad with precious metal.
ケースに貴金属又は貴金属を張った金属を使用したもの
(金、プラチナ等の貴金属又はメッキ加工を施したもの等)

Watch (b) = without case of precious metal or of metal clad with precious metal.
ケースに貴金属又は貴金属を張った金属を使用していないもの
(ステンレス・スチール、チタニウム、アルミニウム等)



IMPORT OF WRIST WATCH BY TYPE AND BY (a) (b) 機種別、(a) (b) 別輸入

VALUE 金額 (¥1,000)

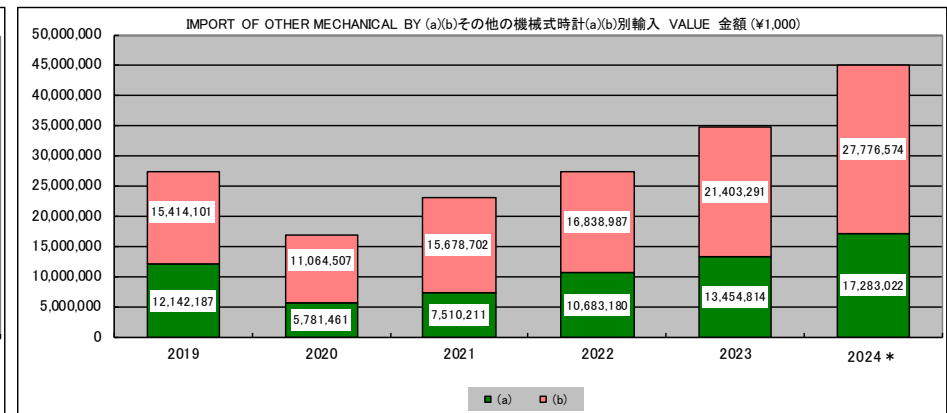
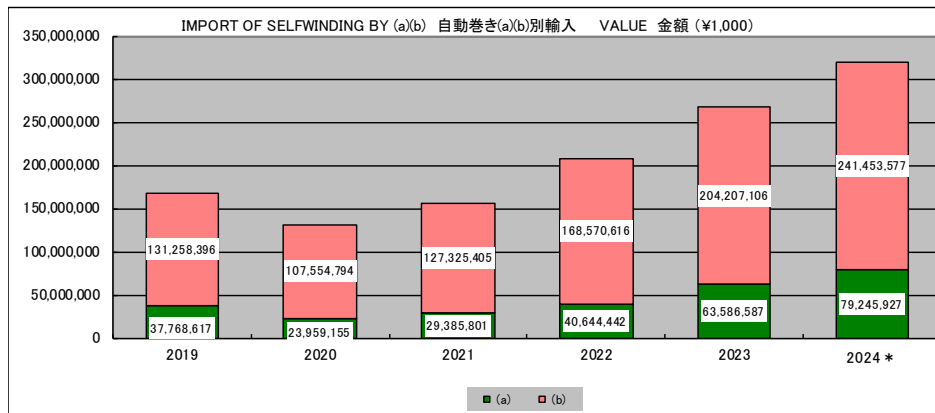
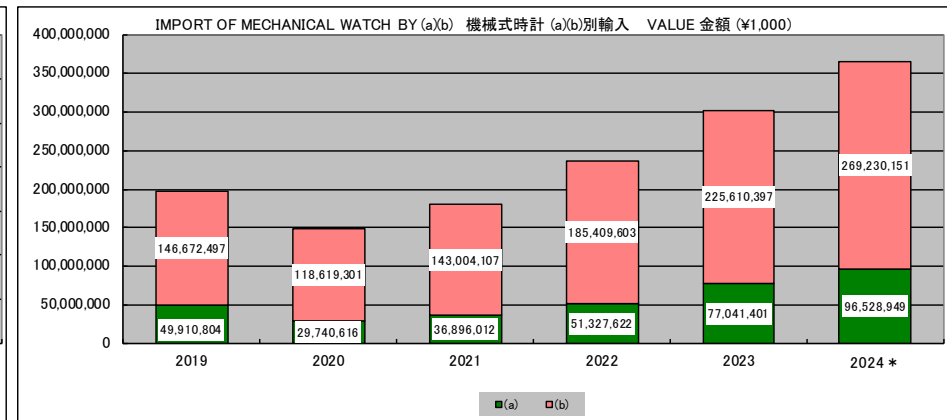
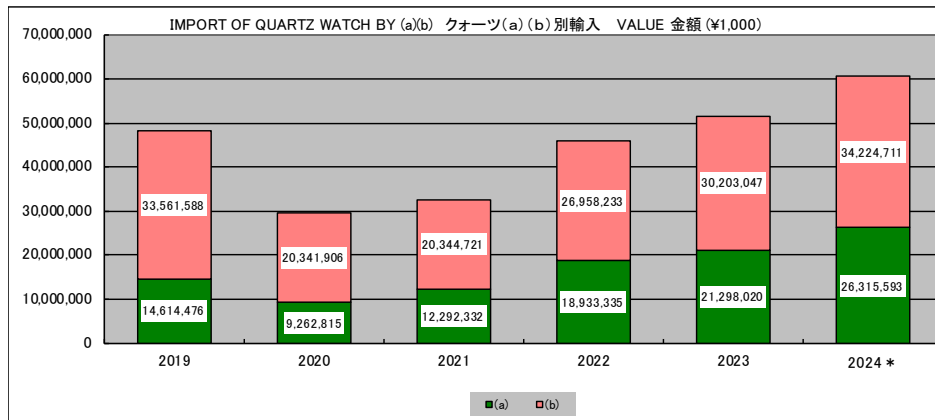
VALUE 金額	2019	2020	2021	2022	2023	2024 *
TOTAL QUARTZ WATCH	48,176,064	29,604,721	32,637,053	45,891,568	51,501,067	60,540,304
QUARTZ (a)	14,614,476	9,262,815	12,292,332	18,933,335	21,298,020	26,315,593
QUARTZ (b)	33,561,588	20,341,906	20,344,721	26,958,233	30,203,047	34,224,711
TOTAL MECHANICAL WATCH	196,583,301	148,359,917	179,900,119	236,737,225	302,651,798	365,759,100
MECHANICAL WATCH (a)	49,910,804	29,740,616	36,896,012	51,327,622	77,041,401	96,528,949
MECHANICAL WATCH (b)	146,672,497	118,619,301	143,004,107	185,409,603	225,610,397	269,230,151
-) TOTAL SELFWINDING	169,027,013	131,513,949	156,711,206	209,215,058	267,793,693	320,699,504
SELFWINDING (a)	37,768,617	23,959,155	29,385,801	40,644,442	63,586,587	79,245,927
SELFWINDING (b)	131,258,396	107,554,794	127,325,405	168,570,616	204,207,106	241,453,577
-) TOTAL OTHER MECHANICAL	27,556,288	16,845,968	23,188,913	27,522,167	34,858,105	45,059,596
OTHER MECHANICAL (a)	12,142,187	5,781,461	7,510,211	10,683,180	13,454,814	17,283,022
OTHER MECHANICAL (b)	15,414,101	11,064,507	15,678,702	16,838,987	21,403,291	27,776,574
TOTAL WRIST WATCH	244,759,365	177,964,638	212,537,172	282,628,793	354,152,865	426,299,404

* Figures for 2024 are based on the provisional data.
2024年に関しては速報値を基に作成。

Wrist Watch does not include Pocket & Stopwatch.
懐中時計、ストップウォッチは含まず

Watch (a) = with case of precious metal or of metal clad with precious metal.
ケースに貴金属又は貴金属を張った金属を使用したもの
(金、プラチナ等の貴金属又はメッキ加工を施したもの等)

Watch (b) = without case of precious metal or of metal clad with precious metal.
ケースに貴金属又は貴金属を張った金属を使用していないもの
(ステンレス・スチール、チタニウム、アルミニウム等)



AVERAGE OF UNIT PRICE 平均輸入単価 (¥EN)

	2019	2020	2021	2022	2023	2024 *
QUARTZ WATCH	66,524	86,458	99,990	128,143	128,607	156,638
MECHANICAL WATCH	411,603	506,917	593,651	693,019	835,916	962,501
- SELFWINDING	384,061	476,200	553,611	646,416	779,442	897,297
- OTHER MECHANICAL	734,854	1,021,153	1,161,246	1,533,354	1,885,343	1,993,523
TOTAL WATCH	203,661	280,220	337,659	403,911	464,454	556,158

NOTE : * Figures for 2024 are based on the provisional data. 2024年に関しては速報値を基に作成。

