

スイス時計輸入の推移 : Import of Swiss Watches to Japan

Table 1	スイスから日本への輸入(数量・金額) : Import from Switzerland into Japan (Quantity / Value)
Table 2	腕時計とムーブメントの輸入(数量・金額) : Import of Wrist Watch & Movement (Quantity / Value)
Table 3	腕時計(a)(b)別輸入(数量・金額) : Import of Wrist Watch by (a)(b) (Quantity / Value)
Table 4	腕時計機種別輸入(数量・金額) : Import of Wrist Watch by Type (Quantity / Value)
Table 5	機種別、(a)(b)別輸入(数量) : Import of Wrist Watch by Type and by (a)(b) (Quantity)
Table 6	機種別、(a)(b)別輸入(金額) : Import of Wrist Watch by Type and by (a)(b) (Value)
Table 7	平均輸入単価 : Average of Unit Price

February 2021

資料: 財務省日本貿易統計 Source : Ministry of Finance Japan

作成: スイス時計協会 FH By FH-Tokyo

Imports of Swiss Watch : スイスから日本への輸入統計

QUANTITY : 数量(PCS)	2014	2015	2016	2017	2018	2019	2020*
GRAND TOTAL	1,511,172	1,561,820	1,428,085	1,453,401	1,378,755	1,368,800	791,743
WRIST WATCH	1,340,192	1,375,049	1,242,143	1,287,639	1,197,785	1,201,797	635,090
MOVEMENT	170,980	186,771	185,942	165,762	180,970	167,003	156,653
TOTAL QUARTZ	1,042,900	1,063,071	971,940	991,088	903,011	855,225	464,800
WRIST WATCH	906,030	908,731	817,888	859,599	761,301	724,193	342,419
MOVEMENT	136,870	154,340	154,052	131,489	141,710	131,032	122,381
-) ANALOG	1,013,130	1,024,287	962,575	980,012	893,860	838,456	459,223
WRIST WATCH	877,086	872,794	808,879	849,120	752,269	707,702	337,322
MOVEMENT	136,044	151,493	153,696	130,892	141,591	130,754	121,901
-) LED/LCD	11,480	20,311	5,674	9,282	4,015	11,953	3,567
WRIST WATCH	11,280	18,172	5,574	9,282	4,015	11,918	3,110
MOVEMENT	200	2,139	100	0	0	35	457
-) OTHER QUARTZ	18,290	18,473	3,691	1,794	5,136	4,816	2,010
WRIST WATCH	17,664	17,765	3,435	1,197	5,017	4,573	1,987
MOVEMENT	626	708	256	597	119	243	23
TOTAL MECHANICAL	468,272	498,749	456,145	462,313	475,744	513,575	326,943
WRIST WATCH	434,162	466,318	424,255	428,040	436,484	477,604	292,671
MOVEMENT	34,110	32,431	31,890	34,273	39,260	35,971	34,272
-) SELFWINDING	437,135	472,411	430,352	434,845	445,694	475,092	309,362
WRIST WATCH	404,049	441,172	399,406	401,543	407,512	440,105	276,174
MOVEMENT	33,086	31,239	30,946	33,302	38,182	34,987	33,188
-) OTHERS	31,137	26,338	25,793	27,468	30,050	38,483	17,581
WRIST WATCH	30,113	25,146	24,849	26,497	28,972	37,499	16,497
MOVEMENT	1,024	1,192	944	971	1,078	984	1,084

VALUE : 金額 (¥1,000)	2014	2015	2016	2017	2018	2019	2020*
GRAND TOTAL	204,418,791	240,819,980	208,159,994	211,909,673	220,327,838	246,631,431	178,833,167
WRIST WATCH	202,651,900	238,821,968	206,389,303	210,041,467	218,279,652	244,759,365	176,982,913
MOVEMENT	1,766,891	1,998,012	1,770,691	1,868,206	2,048,186	1,872,066	1,850,254
TOTAL QUARTZ	54,680,695	55,044,645	46,087,455	47,118,624	46,225,128	48,983,830	30,297,810
WRIST WATCH	53,829,553	54,086,575	45,218,183	46,318,575	45,438,791	48,176,064	29,605,340
MOVEMENT	851,142	958,070	869,272	800,049	786,337	807,766	692,470
-) ANALOG	54,134,205	54,642,898	45,905,016	46,918,606	46,039,316	48,837,218	30,115,258
WRIST WATCH	53,291,988	53,690,497	45,042,423	46,125,402	45,253,517	48,031,434	29,423,661
MOVEMENT	842,217	952,401	862,593	793,204	785,799	805,784	691,597
-) LED/LCD	131,829	128,955	56,986	115,942	49,754	67,820	74,170
WRIST WATCH	128,161	127,412	56,785	115,942	49,754	67,410	73,541
MOVEMENT	3,668	1,543	201	0	0	410	629
-) OTHER QUARTZ	414,661	272,792	125,453	84,076	136,058	78,792	108,382
WRIST WATCH	409,404	268,666	118,975	77,231	135,520	77,220	108,138
MOVEMENT	5,257	4,126	6,478	6,845	538	1,572	244
TOTAL MECHANICAL	149,738,096	185,775,335	162,072,539	164,791,049	174,102,710	197,647,601	148,535,357
WRIST WATCH	148,822,347	184,735,393	161,171,120	163,722,892	172,840,861	196,583,301	147,377,573
MOVEMENT	915,749	1,039,942	901,419	1,068,157	1,261,849	1,064,300	1,157,784
-) SELFWINDING	130,598,732	164,309,368	139,814,658	141,750,042	150,691,961	170,045,132	131,706,305
WRIST WATCH	129,726,292	163,333,746	138,953,956	140,732,515	149,494,505	169,027,013	130,580,097
MOVEMENT	872,440	975,622	860,702	1,017,527	1,197,456	1,018,119	1,126,208
-) OTHERS	19,139,364	21,465,967	22,257,881	23,041,007	23,410,749	27,602,469	16,829,052
WRIST WATCH	19,096,055	21,401,647	22,217,164	22,990,377	23,346,356	27,556,288	16,797,476
MOVEMENT	43,309	64,320	40,717	50,630	64,393	46,181	31,576

NOTE : The above Wrist Watch does not include Pocket & Stopwatch. 懐中時計、ストップウォッチは含まず。

* Figures for 2020 are based on the provisional data. 2020年に関しては速報値を基に作成。

SOURCE : MINISTRY OF FINANCE JAPAN 財務省貿易統計

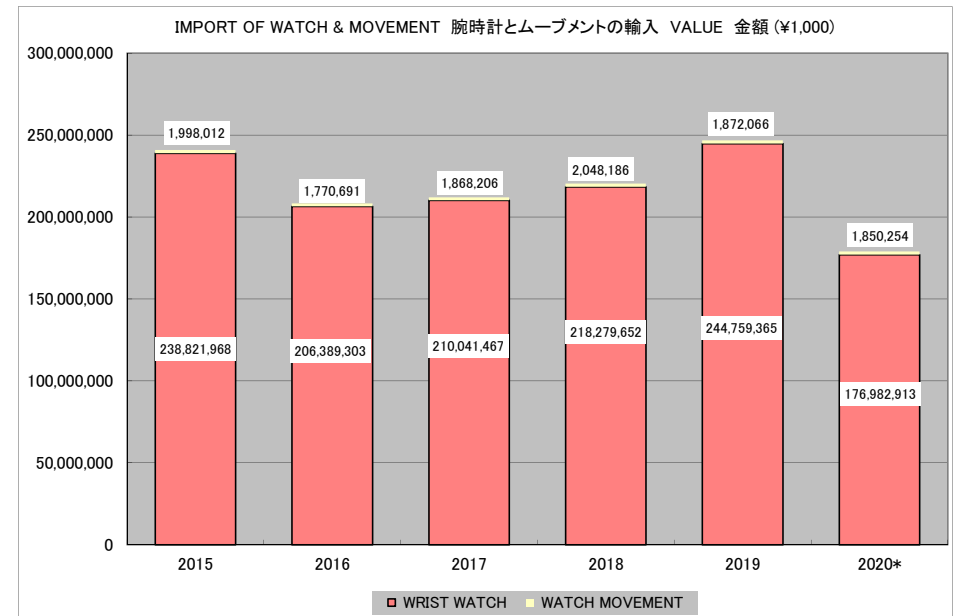
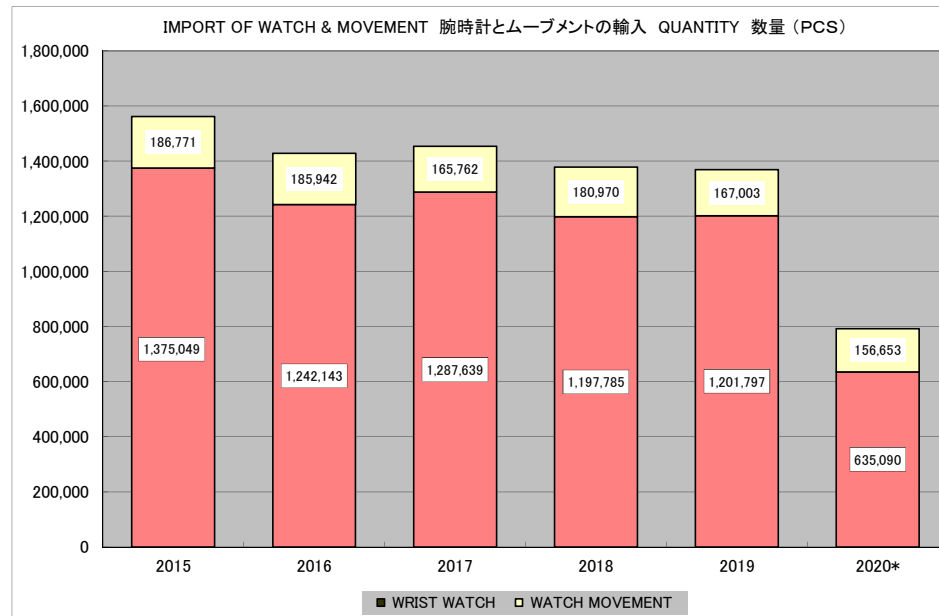
IMPORT OF WRIST WATCH & MOVEMENT : 腕時計とムーブメントの輸入

QUANTITY 数量 (PCS) VALUE 金額 (¥1,000)

	2015		2016		2017		2018		2019		2020*	
	QUANTITY	VALUE	QUANTITY	VALUE	QUANTITY	VALUE	QUANTITY	VALUE	QUANTITY	VALUE	QUANTITY	VALUE
WRIST WATCH	1,375,049	238,821,968	1,242,143	206,389,303	1,287,639	210,041,467	1,197,785	218,279,652	1,201,797	244,759,365	635,090	176,982,913
WATCH MOVEMENT	186,771	1,998,012	185,942	1,770,691	165,762	1,868,206	180,970	2,048,186	167,003	1,872,066	156,653	1,850,254
GRAND TOTAL	1,561,820	240,819,980	1,428,085	208,159,994	1,453,401	211,909,673	1,378,755	220,327,838	1,368,800	246,631,431	791,743	178,833,167

NOTE : Wrist Watch does not include Pocket & Stopwatch. 懐中時計、ストップウォッチは含まず。

* Figures for 2020 are based on the provisional data. 2020年に関しては速報値を基に作成。



IMPORT OF WRIST WATCH BY (a) (b) 腕時計 (a) (b)別輸入

QUANTITY 数量 (PCS) VALUE 金額 (¥1,000)

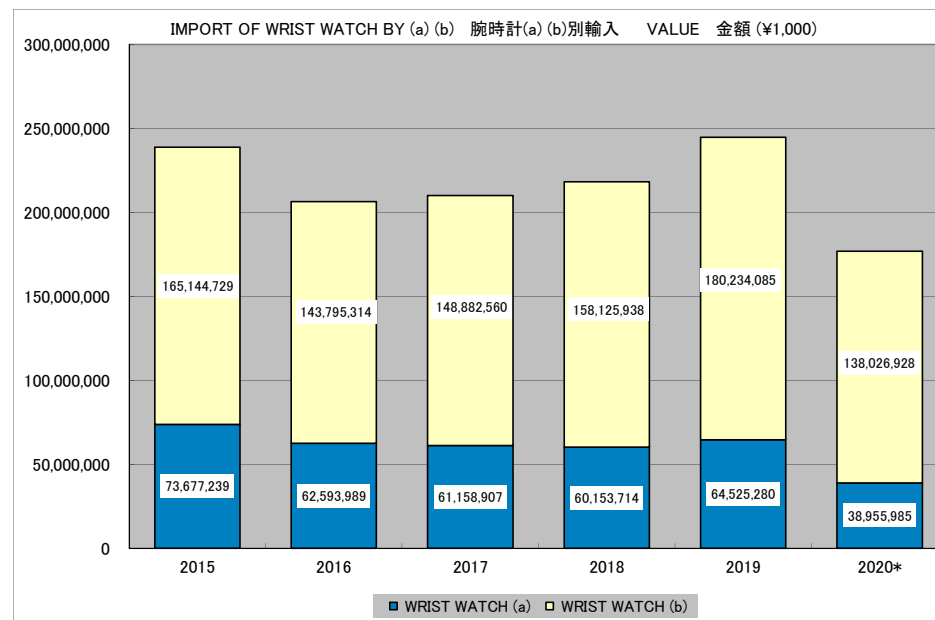
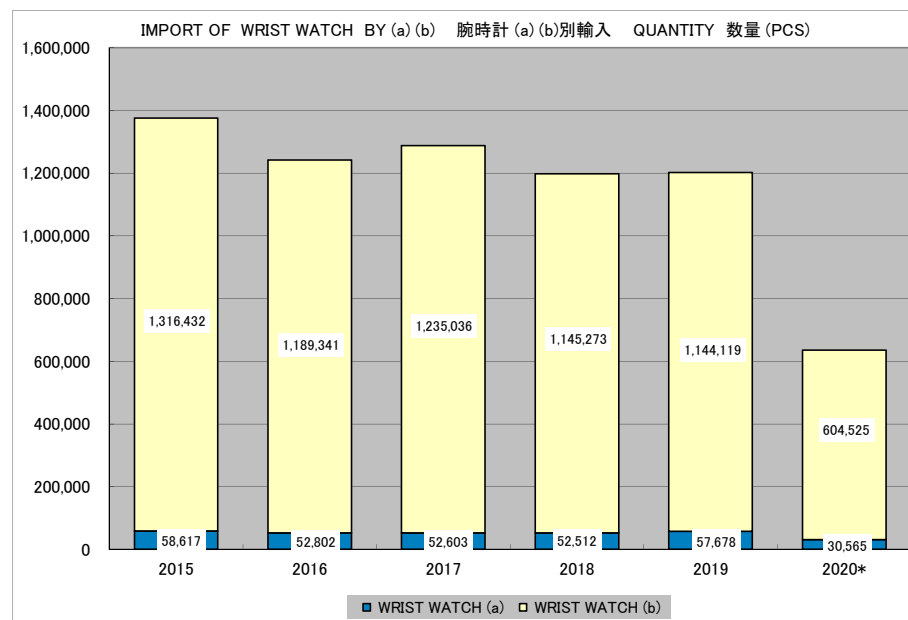
	2015		2016		2017		2018		2019		2020*	
	QUANTITY	VALUE	QUANTITY	VALUE	QUANTITY	VALUE	QUANTITY	VALUE	QUANTITY	VALUE	QUANTITY	VALUE
WRIST WATCH (a)	58,617	73,677,239	52,802	62,593,989	52,603	61,158,907	52,512	60,153,714	57,678	64,525,280	30,565	38,955,985
WRIST WATCH (b)	1,316,432	165,144,729	1,189,341	143,795,314	1,235,036	148,882,560	1,145,273	158,125,938	1,144,119	180,234,085	604,525	138,026,928
TOTAL WRIST WATCH (a)+(b)	1,375,049	238,821,968	1,242,143	206,389,303	1,287,639	210,041,467	1,197,785	218,279,652	1,201,797	244,759,365	635,090	176,982,913

NOTE : Wrist Watch does not include Pocket & Stopwatch. 懐中時計、ストップウォッチは含まず。

* Figures for 2020 are based on the provisional data. 2020年に関しては速報値を基に作成。

Watch (a) = with case of precious metal or of metal clad with precious metal. ケースに貴金属又は貴金属を張った金属を使用したもの。(金、プラチナ等の貴金属又はメッキ加工を施したもの等)

Watch (b) = without case of precious metal or of metal clad with precious metal. ケースに貴金属又は貴金属を張った金属を使用しないもの。(ステンレス・スチール、チタニウム、アルミニウム等)

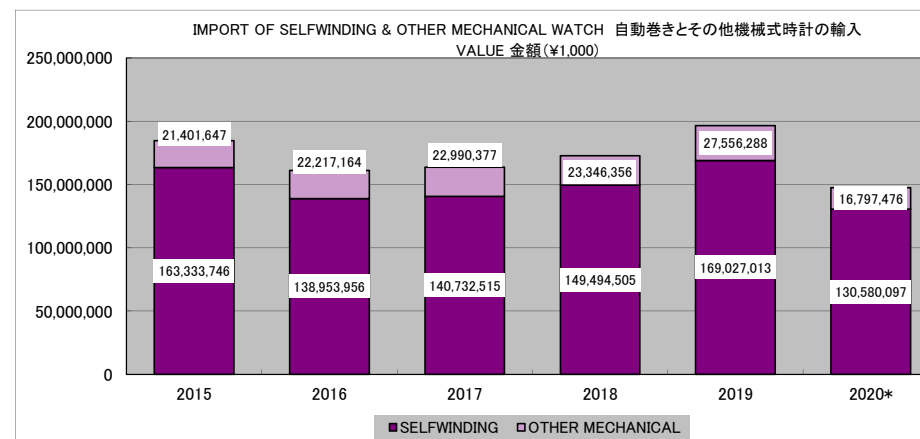
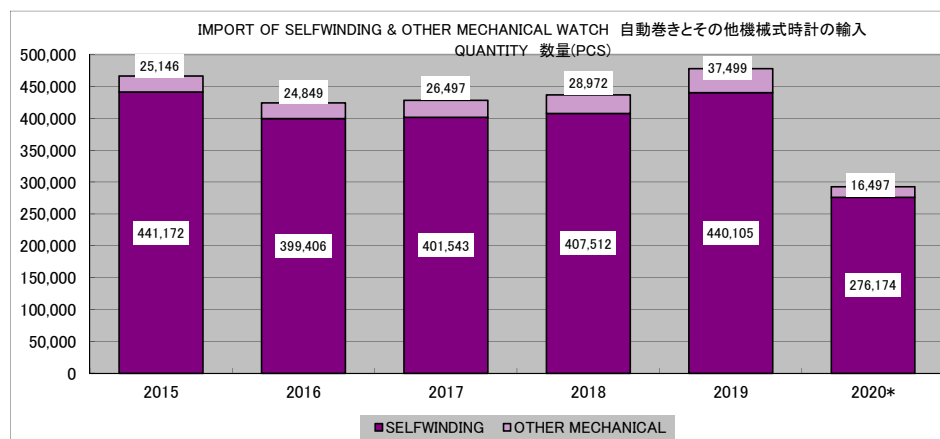
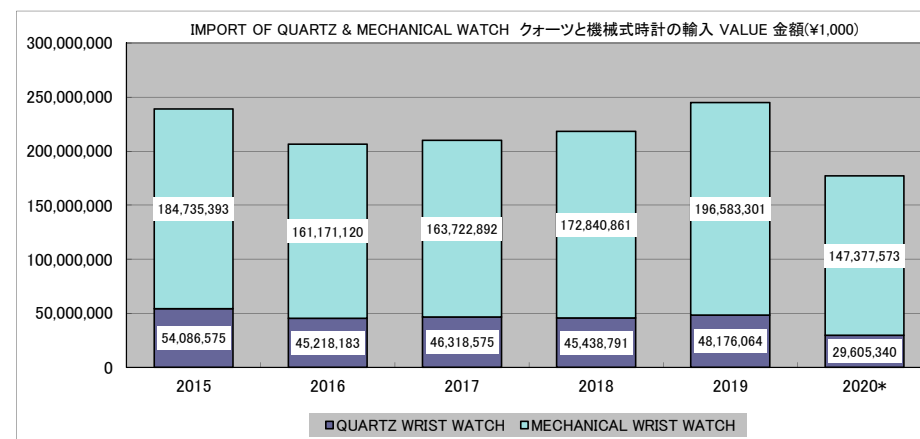
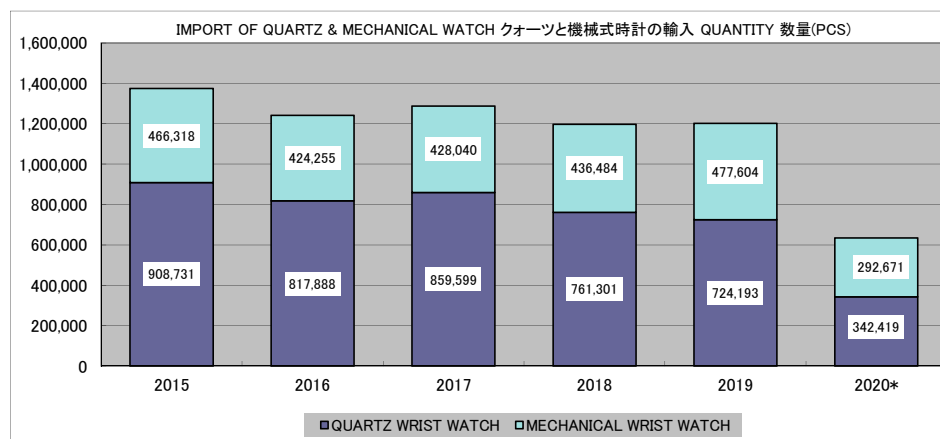


IMPORT OF WRIST WATCH BY TYPE : 腕時計機種別輸入

QUANTITY 数量 (PCS) VALUE 金額 (¥1,000)

	2015		2016		2017		2018		2019		2020*	
	QUANTITY	VALUE	QUANTITY	VALUE	QUANTITY	VALUE	QUANTITY	VALUE	QUANTITY	VALUE	QUANTITY	VALUE
QUARTZ WRIST WATCH	908,731	54,086,575	817,888	45,218,183	859,599	46,318,575	761,301	45,438,791	724,193	48,176,064	342,419	29,605,340
ANALOG	872,794	53,690,497	808,879	45,042,423	849,120	46,125,402	752,269	45,253,517	707,702	48,031,434	337,322	29,423,661
LED/LCD	18,172	127,412	5,574	56,785	9,282	115,942	4,015	49,754	11,918	67,410	3,110	73,541
OTHER QUARTZ	17,765	268,666	3,435	118,975	1,197	77,231	5,017	135,520	4,573	77,220	1,987	108,138
MECHANICAL WRIST WATCH	466,318	184,735,393	424,255	161,171,120	428,040	163,722,892	436,484	172,840,861	477,604	196,583,301	292,671	147,377,573
SELFWINDING	441,172	163,333,746	399,406	138,953,956	401,543	140,732,515	407,512	149,494,505	440,105	169,027,013	276,174	130,580,097
OTHER MECHANICAL	25,146	21,401,647	24,849	22,217,164	26,497	22,990,377	28,972	23,346,356	37,499	27,556,288	16,497	16,797,476
TOTAL WRIST WATCH	1,375,049	238,821,968	1,242,143	206,389,303	1,287,639	210,041,467	1,197,785	218,279,652	1,201,797	244,759,365	635,090	176,982,913

NOTE : Wrist Watch does not include Pocket & Stopwatch. 懐中時計、ストップウォッチは含まず。
 * Figures for 2020 are based on the provisional data. 2020年に関しては速報値を基に作成。



IMPORT OF WRIST WATCH BY TYPE AND BY (a) (b) 機種別、(a) (b) 別輸入

QUANTITY 数量 (PCS)

QUANTITY 数量	2015	2016	2017	2018	2019	2020*
TOTAL QUARTZ WATCH	908,731	817,888	859,599	761,301	724,193	342,419
QUARTZ (a)	20,939	21,974	22,669	18,719	17,384	10,963
QUARTZ (b)	887,792	795,914	836,930	742,582	706,809	331,456
TOTAL MECHANICAL WATCH	466,318	424,255	428,040	436,484	477,604	292,671
MECHANICAL WATCH (a)	37,678	30,828	29,934	33,793	40,294	19,602
MECHANICAL WATCH (b)	428,640	393,427	398,106	402,691	437,310	273,069
-) TOTAL SELFWINDING	441,172	399,406	401,543	407,512	440,105	276,174
SELFWINDING (a)	29,499	22,837	21,752	25,171	31,452	16,640
SELFWINDING (b)	411,673	376,569	379,791	382,341	408,653	259,534
-) TOTAL OTHER MECHANICAL	25,146	24,849	26,497	28,972	37,499	16,497
OTHER MECHANICAL (a)	8,179	7,991	8,182	8,622	8,842	2,962
OTHER MECHANICAL (b)	16,967	16,858	18,315	20,350	28,657	13,535
TOTAL WRIST WATCH	1,375,049	1,242,143	1,287,639	1,197,785	1,201,797	635,090

* Figures for 2020 are based on the provisional data.
2020年に関しては速報値を基に作成。

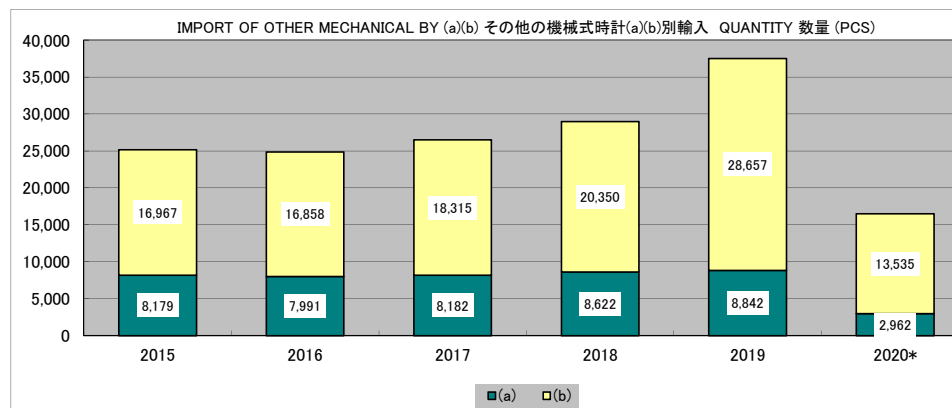
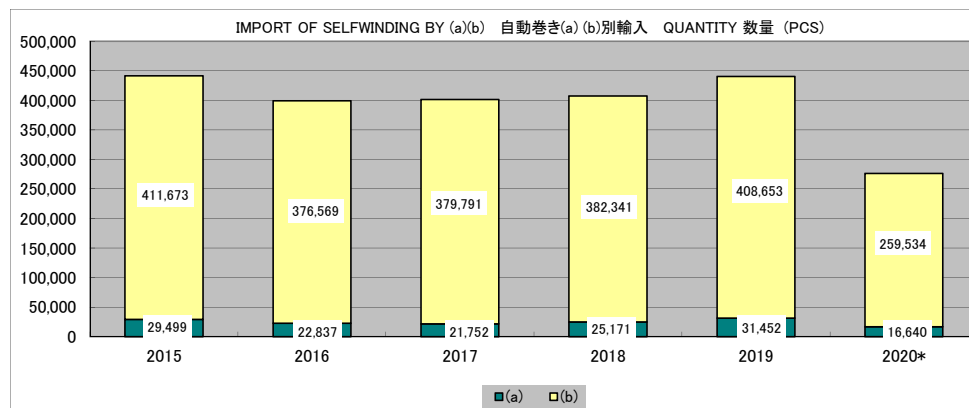
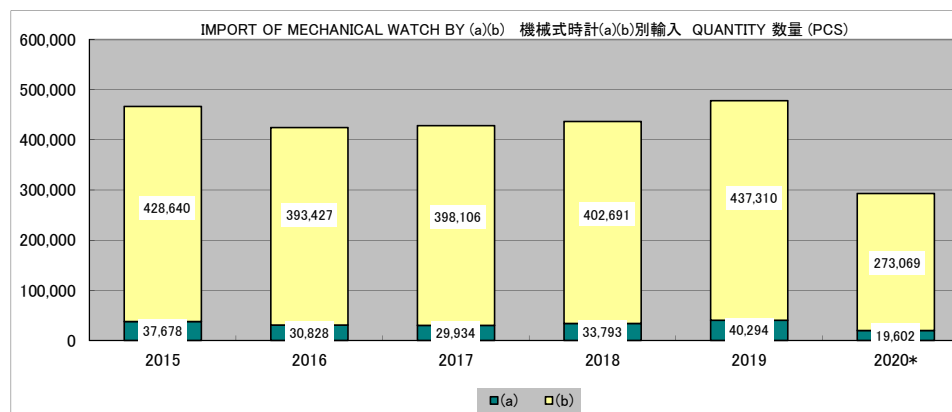
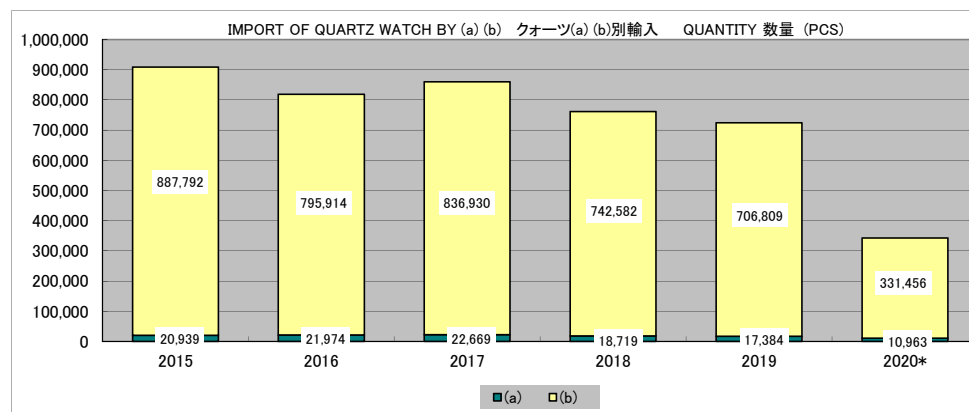
Wrist Watch does not include Pocket & Stopwatch.
懐中時計、ストップウォッチは含まず

Watch (a) = with case of precious metal or of metal clad with precious metal.

ケースに貴金属又は貴金属を張った金属を使用したもの
(金、プラチナ等の貴金属又はメッキ加工を施したもの等)

Watch (b) = without case of precious metal or of metal clad with precious metal.

ケースに貴金属又は貴金属を張った金属を使用していないもの
(ステンレス・スチール、チタニウム、アルミニウム等)



IMPORT OF WRIST WATCH BY TYPE AND BY (a) (b) 機種別、(a) (b) 別輸入

VALUE 金額 (¥1,000)

VALUE 金額	2015	2016	2017	2018	2019	2020*
TOTAL QUARTZ WATCH	54,086,575	45,218,183	46,318,575	45,438,791	48,176,064	29,605,340
QUARTZ (a)	16,487,936	14,220,641	14,325,407	13,253,008	14,614,476	9,263,330
QUARTZ (b)	37,598,639	30,997,542	31,993,168	32,185,783	33,561,588	20,342,010
TOTAL MECHANICAL WATCH	184,735,393	161,171,120	163,722,892	172,840,861	196,583,301	147,377,573
MECHANICAL WATCH (a)	57,189,303	48,373,348	46,833,500	46,900,706	49,910,804	29,692,655
MECHANICAL WATCH (b)	127,546,090	112,797,772	116,889,392	125,940,155	146,672,497	117,684,918
-) TOTAL SELFWINDING	163,333,746	138,953,956	140,732,515	149,494,505	169,027,013	130,580,097
SELFWINDING (a)	42,856,932	33,110,633	32,050,826	33,080,437	37,768,617	23,916,622
SELFWINDING (b)	120,476,814	105,843,323	108,681,689	116,414,068	131,258,396	106,663,475
-) TOTAL OTHER MECHANICAL	21,401,647	22,217,164	22,990,377	23,346,356	27,556,288	16,797,476
OTHER MECHANICAL (a)	14,332,371	15,262,715	14,782,674	13,820,269	12,142,187	5,776,033
OTHER MECHANICAL (b)	7,069,276	6,954,449	8,207,703	9,526,087	15,414,101	11,021,443
TOTAL WRIST WATCH	238,821,968	206,389,303	210,041,467	218,279,652	244,759,365	176,982,913

* Figures for 2020 are based on the provisional data.
2020年に関しては速報値を基に作成。

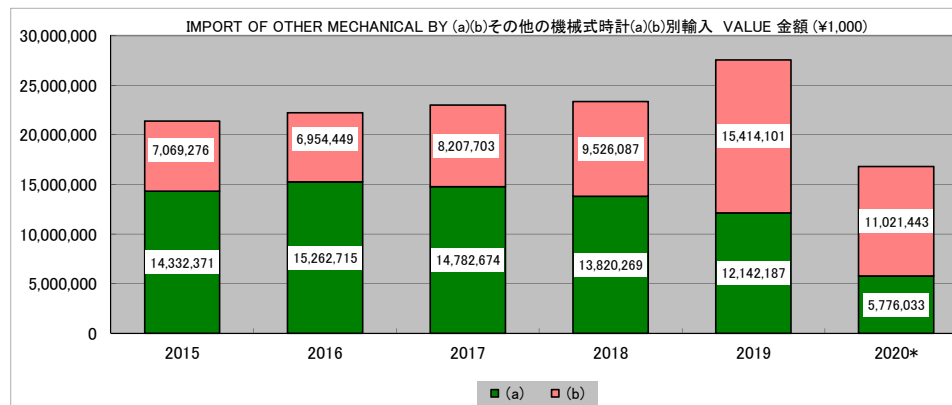
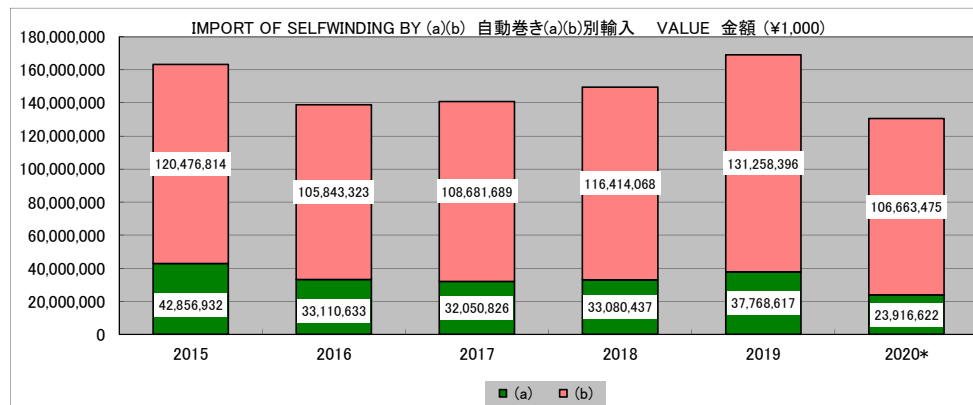
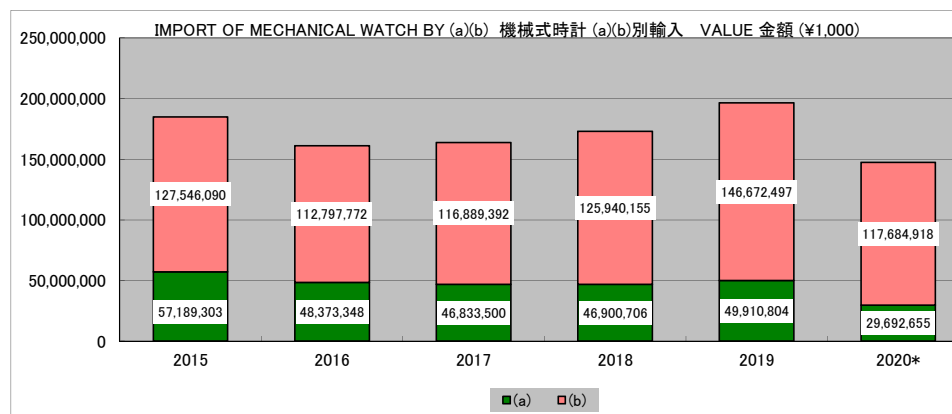
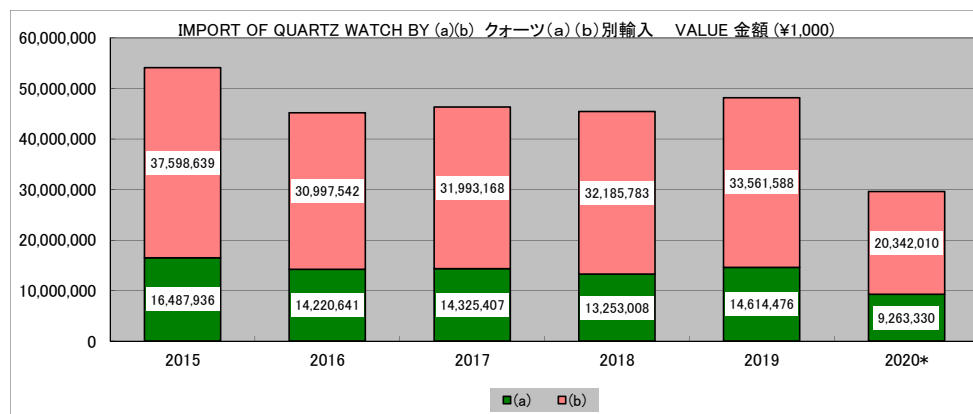
Wrist Watch does not include Pocket & Stopwatch.
懐中時計、ストップウォッチは含まず

Watch (a) = with case of precious metal or of metal clad with precious metal.

ケースに貴金属又は貴金属を張った金属を使用したもの
(金、プラチナ等の貴金属又はメッキ加工を施したもの等)

Watch (b) = without case of precious metal or of metal clad with precious metal.

ケースに貴金属又は貴金属を張った金属を使用していないもの
(ステンレス・スチール、チタニウム、アルミニウム等)



AVERAGE OF UNIT PRICE 平均輸入単価 (¥EN)

	2015	2016	2017	2018	2019	2020*
QUARTZ WATCH	59,519	55,287	53,884	59,686	66,524	86,459
MECHANICAL WATCH	396,158	379,892	382,494	395,984	411,603	503,561
- SELFWINDING	370,227	347,902	350,479	366,847	384,061	472,818
- OTHER MECHANICAL	851,095	894,087	867,660	805,825	734,854	1,018,214
TOTAL WATCH	173,683	166,156	163,121	182,236	203,661	278,674

NOTE : * Figures for 2020 are based on the provisional data. 2020年に関しては速報値を基に作成。

